



www.status.co.uk

Every effort has been made to ensure the accuracy of the information contained in this Product Guide, but the company accepts no liability for any errors or omissions.

Unless previously agreed in writing, all transactions are subject to our standard Terms and Conditions of sale, available on request or from our website, at www.status.co.uk

52-715-2170-09



PRODUCT GUIDE
EDITION **XXI**

www.status.co.uk

Welcome

to the latest Status Instruments Product Guide

Here at Status we've been designing, manufacturing and supplying top-quality process instrumentation for over 35 years - and in that time, we have acquired a following of loyal customers, who return to us year after year, and have come to appreciate our ongoing promise - that what goes into our products is **inspiration, dedication and application** - and what comes out is **performance, reliability and value**.

Quality counts

Quality has always been a priority for us at every level, and we operate a quality system approved to BS EN ISO9001:2015.

Our products also comply with the following accreditations:



Where you'll find us working



Calibration Service We recommend that all instrumentation should be re-calibrated every 12 months. Please contact us to discuss this further, or visit www.status.co.uk for more details.

Ordering

Please place your order directly with the distributor who sent you this Guide. If you acquired this Guide independently, please contact Status directly, and we will be able to help you.

Telephone +44 (0) 1684 296818
Website www.status.co.uk
Sales sales@status.co.uk
Technical support support@status.co.uk

Contents

How to use this Guide

This Product Guide is divided into sections, as listed opposite.

Each section shows what the range has to offer, and the products are then listed individually with their relevant specification details beneath.

If you can't find exactly what you're looking for, or you require something specific that is not listed, please call us and we can discuss custom designs and tailored solutions.



Product group	Page	Typical warranty
Signal conditioning	4	5 years
Rail-mounted transmitters	12	5 years
Wireless transmitters	14	1 year 1 year on sensor
In-head transmitters	16	10 years
Temperature transmitters with display	22	5 years
Temperature transmitters other packages	24	5 years
Field-mounted indicators - temperature	26	5 years
Field-mounted indicators - humidity, pressure	28	5 years
Loop-powered process indicators	30	5 years
Probe assemblies	32	2 years
Panel meters	34	5 years
Humidity and temperature transmitters	36	5 years 1 year on sensor
Pressure transmitters	38	2 years
Versatility of displays	40	
Free apps and software	41	
Solution overview	42	
The Application Guide	44	
Legacy products	46	

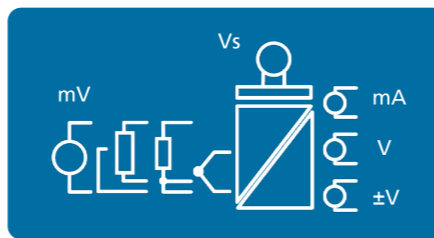


Signal conditioning



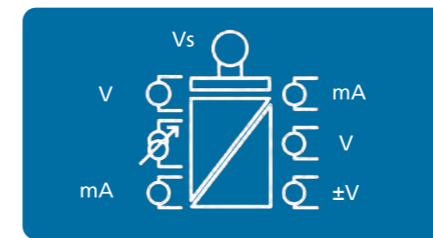
SEM
1600T

RTD, thermocouple, potentiometer, resistance or mV input.
active / passive mA or voltage output.



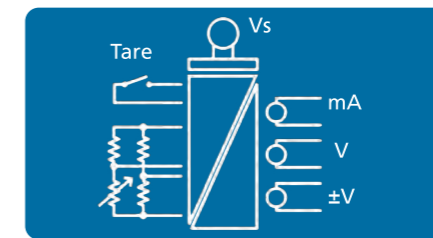
SEM
1600VI

mA / voltage conditioner with active / passive mA or voltage input and outputs.



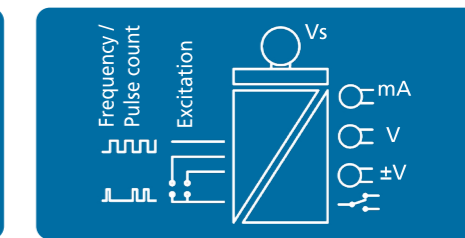
SEM
1600B

Load cell input signal conditioner with active / passive mA or voltage output.



SEM
1600F

Dual inputs, frequency and pulse counter. Active / passive mA or voltage and relay output.



INPUT

Pt100
RTD other types
Resistance
Potentiometer
Thermocouple
Voltage
Current
Frequency
Pulse counter
Load cell

Yes
Yes
(10 to 10,500) Ω
1 kΩ to 100 kΩ auto sense
K, J, N, E, T, R, S, L, U, B, C(W5), D(W3), G(W)
(-100 to +200) mV
N/A
N/A
N/A
N/A

OUTPUT

See datasheet for full details and specific output combinations

mA - active / passive
Voltage
Bi-polar voltage

GENERAL

Isolation
Output zero/span alignment to input
User offset
User linearisation
Remote reset
Ambient operating
Power supply
Loop power supply
Sensor excitation
Configuration
Totalise
Maths functions
Width

Yes
Yes
Yes
Yes - resistance / potentiometer / mV
N/A
(-30 to +70) °C
Universal, (10 to 48) VDC and (10 to 32) VAC
Yes - output
N/A
PC
N/A
N/A
N/A
Flow formulae
17.5 mm

N/A
N/A
N/A
N/A
N/A
(-50 to +50) VDC
(-50 to +50) mA (active / passive)
N/A
N/A
N/A

mA - active / passive
Voltage
Bi-polar voltage

Yes
Yes
N/A
Yes
N/A
(-30 to +70) °C
Universal, (10 to 48) VDC and (10 to 32) VAC
Yes - input and output
N/A
PC
N/A
N/A
Flow formulae
17.5 mm

N/A
N/A
N/A
N/A
N/A
N/A
N/A
N/A
N/A
N/A
Yes - 4-wire

mA - active / passive
Voltage
Bi-polar voltage

Yes
Yes - push-button
Yes - tare
Yes
Tare
(-30 to +70) °C
Universal, (10 to 48) VDC and (10 to 32) VAC
Yes - output
Yes
PC
N/A
N/A
17.5 mm

N/A
N/A
N/A
N/A
N/A
N/A
N/A
N/A
N/A
N/A
0.01 Hz to 65 kHz
Yes
N/A

mA - active / passive
Voltage
Bi-polar voltage
Pulse (closed contact relay)

Yes
Yes
N/A
N/A
Yes
(-30 to +70) °C
Universal, (10 to 48) VDC and (10 to 32) VAC
Yes - output
Yes
PC
Yes
17.5 mm

Signal conditioning



SEM 1620
RTD, thermocouple, passive mA, mV input, 3-wire voltage output.



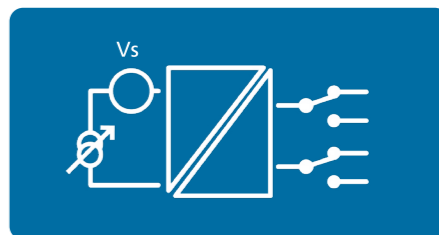
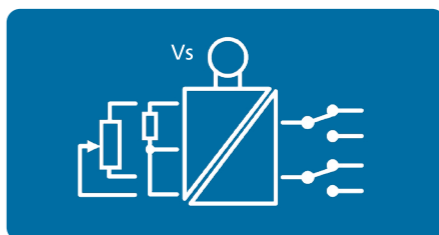
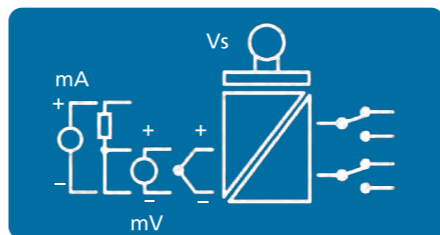
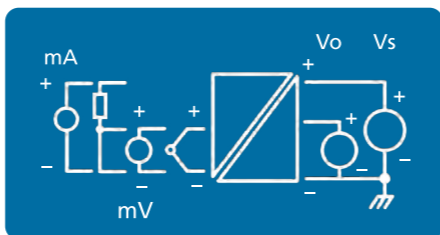
SEM 1630
RTD, thermocouple, passive mA, mV input, with 2 change-over relay outputs.



SEM 1633
RTD, potentiometer, resistance input, with 2 change-over relay outputs.



SEM 1636
Loop-powered input, with 2 change-over relay outputs.



INPUT

Pt100
RTD other types
Resistance
Potentiometer
Thermocouple
Voltage
Current
Frequency
Pulse counter
Load cell

Yes
N/A
N/A
N/A
K, J, N, E, T, R, S
(-10 to +75) mV
(-10 to +25) mA Passive
N/A
N/A
N/A

Yes
N/A
N/A
N/A
K, J, N, E, T, R, S
(-10 to +75) mV
(-10 to +25) mA Passive
N/A
N/A
N/A

Yes
Yes
(10 to 10,500) Ω
10 Ω to 100 kΩ auto sense
N/A
N/A
N/A
N/A
N/A

N/A
N/A
N/A
N/A
N/A
N/A
(4 to 20) mA Passive
N/A
N/A
N/A

OUTPUT

See datasheet for full details and specific output combinations

Voltage - 3 wire

2 x (250 VAC @ 1A) C/O relay

2 x (250 VAC @ 1A) C/O relay

2 x (250 VAC @ 1A) C/O relay

GENERAL

Isolation
Output zero/span alignment to input
User offset
User linearisation
Remote reset
Ambient operating
Power supply
Loop power supply
Sensor excitation
Configuration
Totalise
Maths functions
Width

Yes
Yes
N/A
N/A
N/A
(-30 to +70) °C
(15 to 28) VDC
N/A
N/A
PC
N/A
N/A
17.5 mm

Yes
N/A
N/A
N/A
N/A
(-30 to +70) °C
24 VDC
N/A
N/A
PC
N/A
N/A
17.5 mm

Yes - relays
N/A
N/A
Yes - resistance / potentiometer
N/A
(-30 to +70) °C
Universal, (10 to 48) VDC and (10 to 32) VAC
N/A
N/A
PC
N/A
N/A
17.5 mm

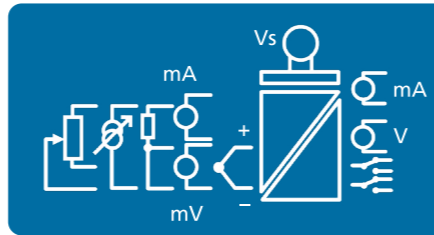
Yes - relays
N/A
N/A
Yes
N/A
(-30 to +70) °C
(4 to 20) mA loop
N/A
N/A
PC
N/A
Yes - flow formula
17.5 mm

Signal conditioning



SEM 1700

Universal signal conditioner with current or voltage, and 2 change-over relay outputs.



Single channel

Yes
N/A
(20 to 400) Ω
> 1 k Ω
K, J, N, E, T, R, S, L, U, B, C, D, G
± 50 mV, ± 200 mV, ± 1 V, ± 10 V
± 30 mA (active or passive)
N/A
N/A
N/A

mA - active / passive
Voltage
2 x (250 VAC @ 1A) C/O Relay

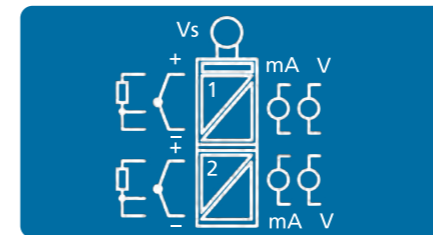
Yes
Yes - push-button
N/A
N/A
N/A
(-30 to +70) $^{\circ}$ C
Universal, (22 to 300) VDC and (24 to 250) VAC
Input and output
Yes - mA loop
PC - push-button
N/A
N/A
22 mm

Yes (see website for more details)



SEM 1720

Dual-channel RTD, thermocouple, potentiometer, mV input with active / passive mA or voltage outputs.



Dual channel

Yes
Yes
N/A
1 k Ω to 100 k Ω auto sense
K, J, N, E, T, R, S, L, U, B, C, D, G
N/A
N/A
N/A
N/A

mA - active / passive
Voltage
Optional programmable maths outputs to include average, sum and splitter functions

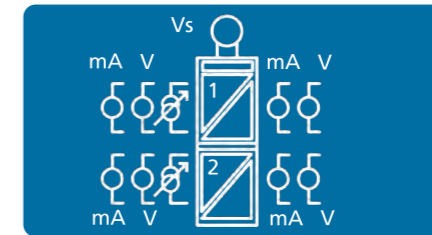
Yes
N/A
Yes
Yes
N/A
(-30 to +70) $^{\circ}$ C
Universal, (22 to 300) VDC and (24 to 250) VAC
Output, both channels
Yes - both channels
PC / DIP switch - pre-set ranges
N/A
Yes
22 mm

N/A



SEM 1750

Dual-channel mA / voltage conditioner with active / passive mA or voltage input and outputs.



Dual channel

N/A
N/A
N/A
N/A
N/A
± 50 VDC
± 50 mA (active / passive)
N/A
N/A
N/A

mA - active / passive
Voltage
Optional programmable maths outputs to include average, sum and splitter functions

Yes
N/A
N/A
Yes
N/A
(-30 to +70) $^{\circ}$ C
Universal, (22 to 300) VDC and (24 to 250) VAC
Input and output, both channels
Yes - both channels
PC
N/A
Yes
22 mm

N/A

INPUT

TYPE

- Pt100
- RTD other types
- Resistance
- Potentiometer
- Thermocouple
- Voltage
- Current
- Frequency
- Pulse Counter
- Load Cell

OUTPUT

See datasheet for full details and specific output combinations

GENERAL

- Isolation
- Output zero/span alignment to input
- User offset
- User linearisation
- Remote reset
- Ambient operating
- Power supply
- Loop power supply
- Sensor excitation
- Configuration
- Totalise
- Maths functions
- Width

APPROVALS SIL

Signal conditioning



SEM 1000

(4 to 20) mA current loop isolator.



SEM 1015

Converts DC voltage to an isolated (4 to 20) mA signal.

NB: may be supplied in previous-style housing



SEM 1020

Isolating current loop booster.



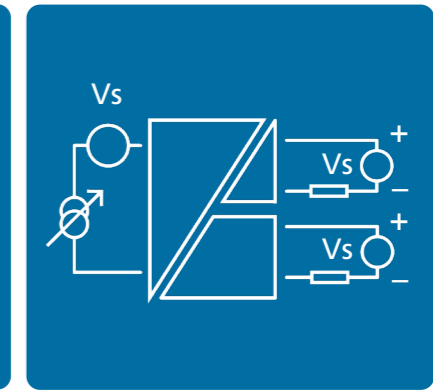
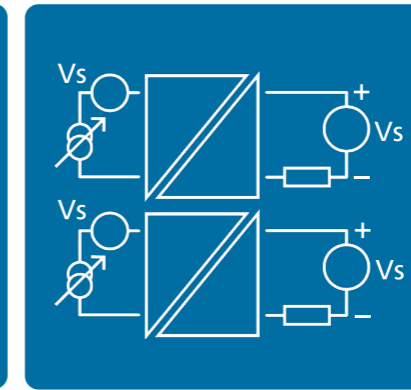
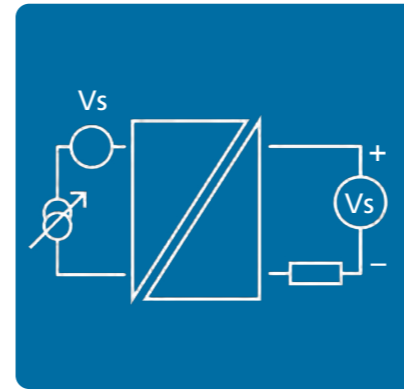
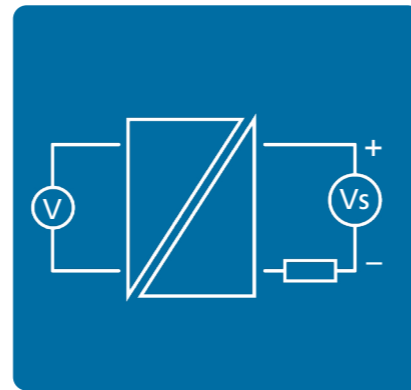
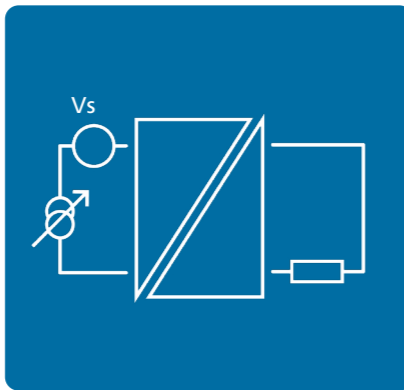
SEM 1022

(4 to 20) mA current loop isolator.



SEM 1200

Isolating current loop splitter.



INPUT

Type

(4 to 20) mA passive

DC voltage

Range

(4 to 20) mA

Any between (-10 to 100) VDC

OUTPUT

(4 to 20) mA active

(4 to 20) mA passive

GENERAL

Volt drop

Input 5.0 VDC typical

N/A

Maximum loop supply

Input 35 VDC

Output 30 VDC

Isolation

500 VDC

500 VDC

Maximum load

Output 500 Ω

N/A

Power supply

Input loop

Output loop

Ambient operating temperature

(0 to +70) °C

(0 to +70) °C

Width

12.5 mm

12.5 mm

(4 to 20) mA passive

2 x (4 to 20) mA passive

(4 to 20) mA passive

(4 to 20) mA

(4 to 20) mA

(4 to 20) mA

(4 to 20) mA passive

2 x 2-wire (4 to 20) mA passive

2 x 2-wire (4 to 20) mA passive

Input and output 2.7 VDC

Input and output 2.7 VDC

Input and outputs 5.0 VDC

Input and output 35 VDC

Input and output 35 VDC

Input and output 32 VDC

500 VDC

500 VDC

500 VDC

Output 1200 Ω

Output 1200 Ω

Outputs 1200 Ω

Both loops

All loops

All loops

(0 to +70) °C

(0 to +70) °C

(0 to +70) °C

12.5 mm

12.5 mm

12.5 mm

Rail-mounted transmitters



SEM 1605P
Pt100 transmitter;
PC configuration.



SEM 1605TC
Thermocouple transmitter;
PC configuration.



SEM 1615
RTD, thermocouple,
potentiometer, resistance,
mV transmitter;
PC configuration.



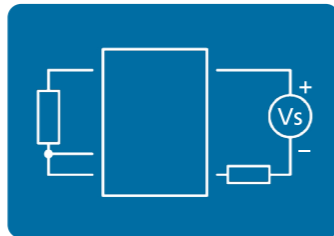
SEM 315 MKII
HART 5,6,7 compatible RTD,
thermocouple, potentiometer,
resistance, mV transmitter;
PC configuration.



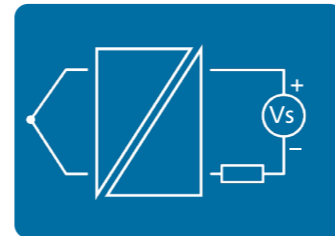
SEM 1801/2XR
RTD, potentiometer, resistance
transmitter; PC configuration.
IS-approved.



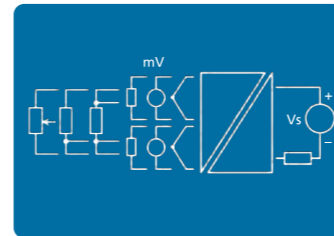
SEM 1801/2XTC
Thermocouple transmitter;
PC configuration. IS-approved.



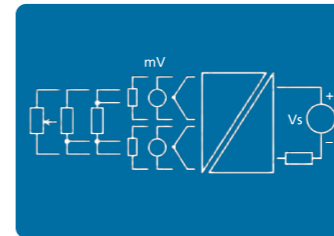
Single channel



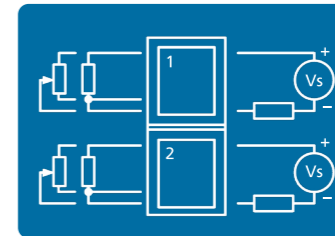
Single channel



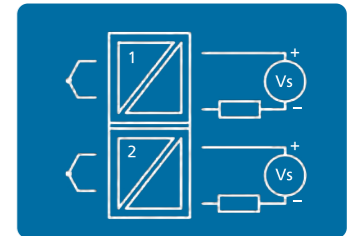
Dual input



Dual input



Single or dual channel



Single or dual channel

INPUT

TYPE

- Pt100
- Other RTD sensors
- Resistance
- Potentiometer
- Thermocouple type

- Voltage
- Current

Yes - 2, 3 wire	N/A
Yes	N/A
N/A	N/A
N/A	N/A
N/A	K, J, N, E, T, R, S, L, U, B, C, D, G
N/A	N/A
N/A	N/A

OUTPUT

(4 to 20) mA

(4 to 20) mA

(4 to 20) mA

(4 to 20) mA HART

(4 to 20) mA

(4 to 20) mA

GENERAL

- Isolation
- Custom linearisation
- Output zero/span alignment to input
- User offset
- Ambient operating
- Power supply
- Configuration
- Width

N/A	Yes
N/A	N/A
Yes	Yes
Yes	Yes
(-30 to +70) °C	(-30 to +70) °C
(10 to 30) VDC	(10 to 30) VDC
PC	PC
12.5 mm	12.5 mm

Yes	Yes
Yes	Yes
Yes	Yes
Yes	Yes
(-30 to +70) °C	(-30 to +70) °C
(10 to 30) VDC	(10 to 30) VDC
PC	PC / HART configurator
17.5 mm	17.5 mm

Yes - 2, 3, 4 wire	Yes - 2, 3, 4 wire
Yes - 2, 3, 4 wire	Yes - 2, 3, 4 wire
(10 to 10,500) Ω	(10 to 10,500) Ω
1 kΩ to 100 kΩ auto sense	1 kΩ to 100 kΩ auto sense
K, J, N, E, T, R, S, L, U, B, C, D, G custom	K, J, N, E, T, R, S, L, U, B, C, D, G custom
(-1000 to +1000) mV	(-1000 to +1000) mV
N/A	N/A
N/A	N/A
N/A	N/A
Yes	Yes
Yes - resistance / potentiometer	Yes
Yes	Yes
Yes	Yes
(-30 to +70) °C	(-30 to +70) °C
(10 to 30) VDC	(10 to 30) VDC
PC	PC
22 mm	22 mm

N/A	N/A
N/A	N/A
N/A	N/A
N/A	N/A
K, J, N, E, T, R, S, L, U, B, C, D, G	K, J, N, E, T, R, S, L, U, B, C, D, G
(-100 to +200) mV	(-100 to +200) mV
N/A	N/A
N/A	N/A
N/A	N/A
Yes	Yes
Yes	Yes
Yes	Yes
(-30 to +70) °C	(-30 to +70) °C
(10 to 30) VDC	(10 to 30) VDC
PC	PC
22 mm	22 mm

APPROVALS

- ATEX
- UKEX
- IEC Ex
- EMC / UKCA
- SIL

N/A	N/A
N/A	N/A
N/A	N/A
EN BS 61326	EN BS 61326
N/A	N/A

N/A	N/A
N/A	N/A
N/A	N/A
EN BS 61326	EN BS 61326
Yes (see website for more details)	Yes (see website for more details)

N/A	N/A
N/A	N/A
N/A	N/A
EN BS 61326	EN BS 61326
Yes (see website for more details)	Yes (see website for more details)

Yes	Yes
Yes	Yes
Yes	Yes
EN BS 61326	EN BS 61326
N/A	N/A

Yes	Yes
Yes	Yes
Yes	Yes
EN BS 61326	EN BS 61326
N/A	N/A

Wireless transmitters



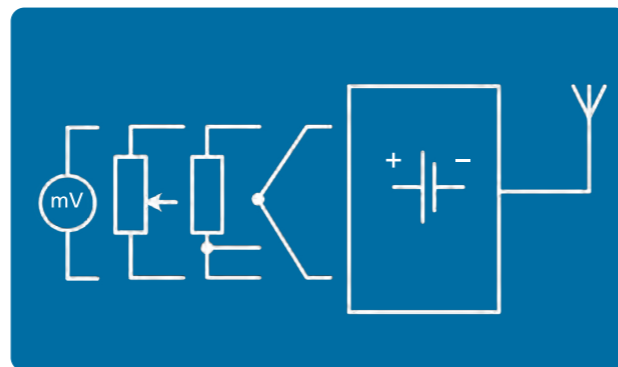
Universal head-mounted wireless transmitter



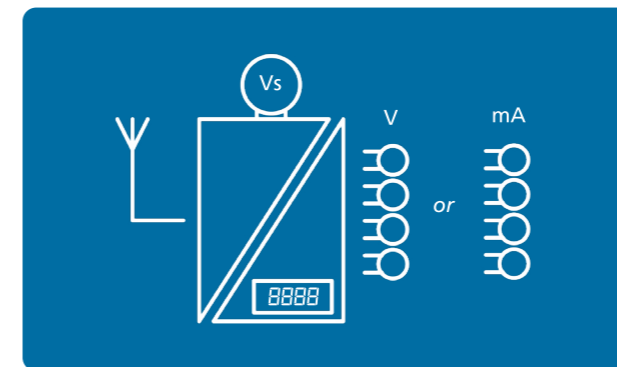
Wireless receiver for up to 16 x WTX700



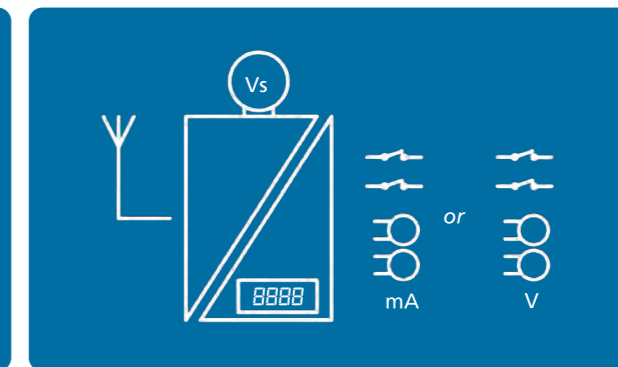
Wireless receiver for up to 16 x WTX700



Head mount in SCH4 or SCH11



DIN rail



DIN rail

TYPE

Pt100
RTD options
Potentiometer
Thermocouple
Voltage
Custom linearisation
User offset
Measurement data on ISM band 868.4MHz

Yes
Yes
Up to 10 kΩ autosense
J, K, T, L, U, E, N, S, R, B, C, D
(0 to 50) mV
Yes - set on receiver
Yes - set on receiver
Yes - transmit

INPUT

OUTPUT

Measurement data on ISM band 868.4 MHz
Communication

Measurement data on ISM band 868.4 MHz
N/A

GENERAL

Transmit / receive range
Transmitter / receiver links
Ambient operating
Power supply
Configuration with programming module
Width

300 m line of sight
Links to any number of receivers
(-30 to +70) °C
Battery 3.6V lithium
Configuration kit
(see data sheet)

From radio signal
From radio signal
From radio signal
From radio signal
From radio signal
From radio signal
From radio signal
Yes - potentiometer / mV range
Yes - receive

4 x current - active / passive or voltage
RS485 Modbus for up to 16 x WTX700

300 m line of sight
Links up to 16 x WTX700 transmitters
(-20 to +50) °C
(110 to 240) VAC or (20 to 30) VDC
PC / push-button
22.5 mm

From radio signal
From radio signal
From radio signal
From radio signal
From radio signal
From radio signal
From radio signal
Yes - potentiometer / mV range
Yes - receive

2 x current - active / passive or voltage
2 off (250 VAC @ 3A) C/O relay
RS485 Modbus for up to 16 x WTX700

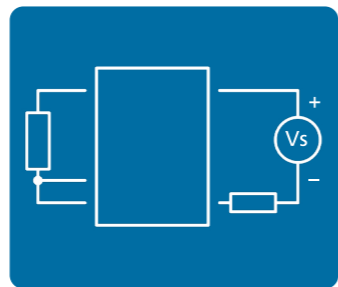
300 m line of sight
Links up to 16 x WTX700 transmitters
(-20 to +50) °C
(110 to 240) VAC or (20 to 30) VDC
PC / push-button
22.5 mm

In-head transmitters



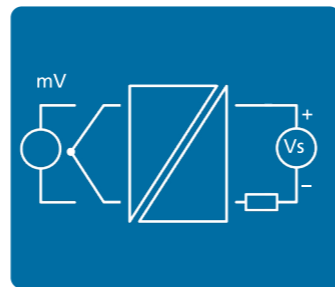
SEM 203P

Pt100 transmitter; push-button configuration.



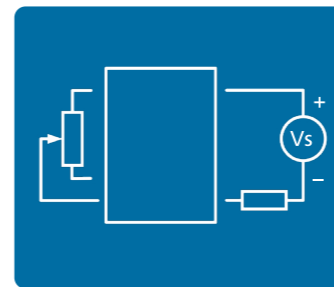
SEM 203TC

Thermocouple transmitter; push-button configuration.



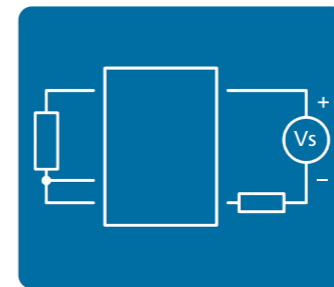
SEM 203W

Potentiometer transmitter; push-button configuration.



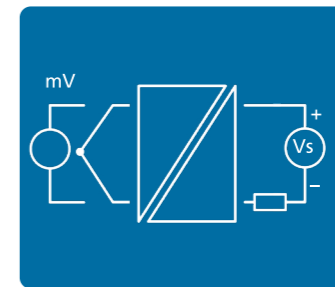
SEM 206P

Pt100 transmitter; PC configuration.



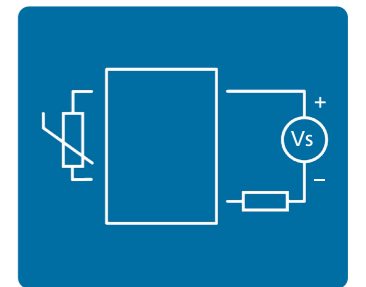
SEM 206TC

Thermocouple transmitter; PC configuration.



SEM 206TH

Thermistor transmitter; PC / push-button configuration.

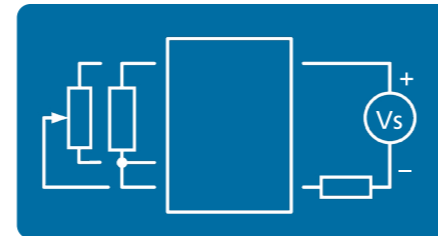


	TYPE	In-head	In-head	In-head	In-head	In-head	In-head
INPUT	Pt100	Yes - 2, 3 wire	N/A	N/A	Yes - 2, 3 wire	N/A	N/A
	Other RTD sensors	N/A	N/A	N/A	N/A	N/A	N/A
	Resistance	N/A	N/A	N/A	N/A	N/A	N/A
	Potentiometer	N/A	N/A	1 kΩ to 100 kΩ	N/A	N/A	N/A
	Thermocouple type	N/A	K, J, N, E, T, R, S	N/A	N/A	K, J, N, E, T, R, S	N/A
GENERAL	Voltage	N/A	(-10 to +70) mV	N/A	N/A	(-10 to +70) mV	N/A
	Current	N/A	N/A	N/A	N/A	N/A	N/A
	Thermistor	N/A	N/A	N/A	N/A	N/A	Yes
	Isolation	N/A	Yes	N/A	N/A	Yes	N/A
	Custom linearisation	N/A	N/A	N/A	N/A	N/A	N/A
OUTPUT	Output zero/span alignment to input	Yes - push-button	Yes - push-button	Yes - push-button	N/A	N/A	Yes - push-button
	User offset	N/A	N/A	N/A	Yes	Yes	N/A
	Display	N/A	N/A	N/A	N/A	N/A	N/A
	Ambient operating	(-40 to +85) °C	(-40 to +85) °C	(-40 to +85) °C	(-40 to +85) °C	(-40 to +85) °C	(-40 to +85) °C
	Power supply	(10 to 30) VDC	(10 to 30) VDC	(10 to 30) VDC	(10 to 30) VDC	(10 to 30) VDC	(10 to 30) VDC
APPROVALS	Configuration	Push-button	Push-button	Push-button	PC	PC	Push-button / PC
	Width / diameter	43 mm dia.	43 mm dia.	43 mm dia.	43 mm dia.	43 mm dia.	43 mm dia.
	ATEX	N/A	N/A	N/A	N/A	N/A	N/A
	UKEX	N/A	N/A	N/A	N/A	N/A	N/A
	IEC Ex	N/A	N/A	N/A	N/A	N/A	N/A
GENERAL	Vibration test	Yes	Yes	N/A	Yes	Yes	N/A
	EMC / UKCA	EN BS 61326	EN BS 61326	EN BS 61326	EN BS 61326	EN BS 61326	EN BS 61326

In-head transmitters



RTD, potentiometer, resistance transmitter; PC configuration.
IS-approved version: TTR200X.



In-head

Yes - 2, 3 wire
Yes - 2, 3 wire
(10 to 100 k) Ω
1 kΩ to 100 kΩ auto sense
N/A
N/A
N/A
N/A
Yes
(4 to 20) mA
No
Resistance / potentiometer
Yes
Yes
N/A
(-40 to +85) °C
(10 to 30) VDC
PC
43 mm dia.
Yes
Yes
Yes
Yes
EN BS 61326
N/A



Thermocouple, mV transmitter; PC configuration.
IS-approved version: TTC200X.

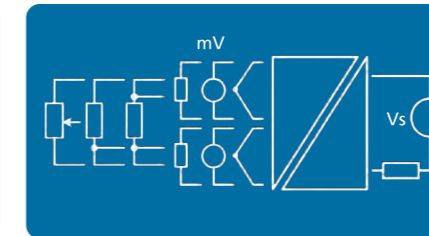


In-head

N/A
N/A
N/A
N/A
K, J, N, E, T, R, S, L, U, B, C, D, G custom
(-100 to +200) mV
N/A
N/A
(4 to 20) mA
Yes
Yes - mV
Yes
Yes
N/A
(-40 to +85) °C
(10 to 30) VDC
PC
43 mm dia.
Yes
Yes
Yes
Yes
EN BS 61326
N/A



RTD, thermocouple, potentiometer, resistance, mV transmitter; PC configuration.
IS-approved version: SEM210X.

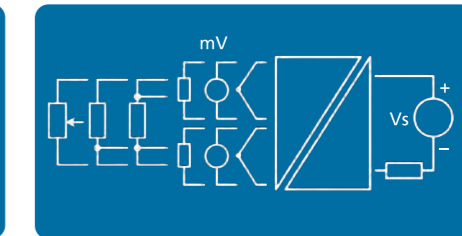


In-head, dual input

Yes - 2, 3, 4 wire
Yes - 2, 3, 4 wire
(10 to 10,500) Ω
1 kΩ to 100 kΩ auto sense
K, J, N, E, T, R, S, L, U, B, C, D, G custom
(-1000 to +1000) mV
N/A
N/A
(4 to 20) mA
Yes
Yes
Yes
Yes
N/A
(-40 to +85) °C
(10 to 30) VDC
PC
44 mm dia.
Yes
Yes
Yes
Yes
EN BS 61326
Yes (see website for more details)



HART 5,6,7 compatible RTD, thermocouple, potentiometer, resistance, mV transmitter; PC configuration.
IS-approved version: SEM310X.



In-head, dual input

Yes - 2, 3, 4 wire
Yes - 2, 3, 4 wire
(10 to 10,500) Ω
1 kΩ to 100 kΩ auto sense
K, J, N, E, T, R, S, L, U, B, C, D, G custom
(-1000 to +1000) mV
N/A
N/A
(4 to 20) mA HART
Yes
Yes
Yes
Yes
N/A
(-40 to +85) °C
(10 to 30) VDC
PC and HART configurator
44 mm dia.
Yes
Yes
Yes
Yes
EN BS 61326
Yes (see website for more details)

INPUT

TYPE

- Pt100
- Other RTD sensors
- Resistance
- Potentiometer
- Thermocouple type

- Voltage
- Current
- Thermistor

OUTPUT

GENERAL

- Isolation
- Custom linearisation
- Output zero/span alignment to input
- User offset
- Display
- Ambient operating
- Power supply
- Configuration
- Width / diameter

APPROVALS

- ATEX
- UKEX
- IEC Ex
- Vibration test
- EMC / UKCA
- SIL

In-head transmitters, analogue

for applications that require a rapid response



SEM 110P
High-accuracy analogue (4 to 20) mA Pt100 transmitter.



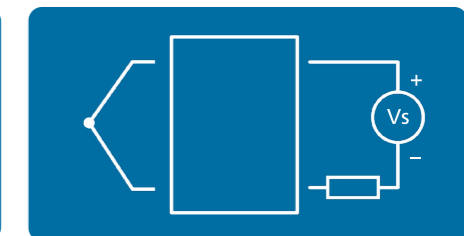
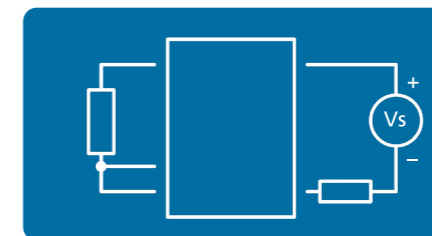
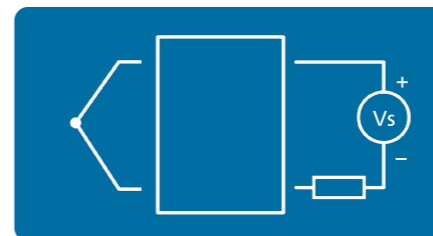
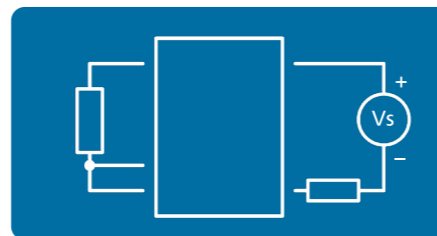
SEM 110TC
High-accuracy analogue (4 to 20) mA thermocouple transmitter.



SEM 104P
Analogue (4 to 20) mA Pt100 transmitter.



SEM 104TC
Analogue (4 to 20) mA thermocouple transmitter.



	TYPE	In-head	In-head	In-head	In-head
INPUT	Pt100	Yes - 2, 3 wire	N/A	Yes - 2, 3 wire	N/A
	Pt100 difference	Option D	N/A	N/A	N/A
	Resistance	Option Z	N/A	N/A	N/A
	Potentiometer	Option W	N/A	N/A	N/A
	Thermocouple type	N/A	K, J, T, R, S	N/A	K, J, T
	Voltage	N/A	N/A	N/A	(-10 to +70) mV
OUTPUT		(4 to 20) mA	(4 to 20) mA	(4 to 20) mA	(4 to 20) mA
GENERAL	Output zero/span alignment to input	Yes - potentiometer	Yes - potentiometer	Yes - potentiometer	Yes - potentiometer
	User offset	N/A	N/A	N/A	N/A
	Display	N/A	N/A	N/A	N/A
	Ambient operating	(0 to +70) °C	(0 to +70) °C	(0 to +70) °C	(0 to +70) °C
	Power supply	(10 to 45) VDC	(10 to 45) VDC	(10 to 30) VDC	(10 to 30) VDC
	Configuration	Factory-set	Factory-set	Solder link / potentiometer	Solder link / potentiometer
	Width / diameter	53 mm dia.	53 mm dia.	43 mm dia.	43 mm dia.
APPROVALS	EMC / UKCA	EN BS 61326	EN BS 61326	EN BS 61326	EN BS 61326

Temperature transmitters

other packages



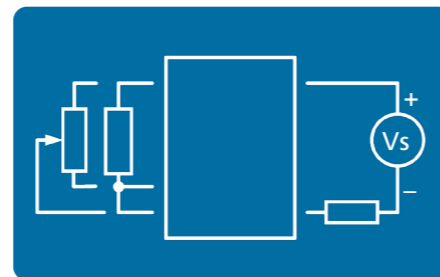
HTR 200/1
MA head-mounted RTD, potentiometer, resistance transmitter.



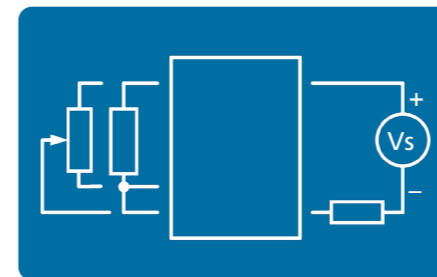
SEM 106P
OEM transmitter - build into your own device.



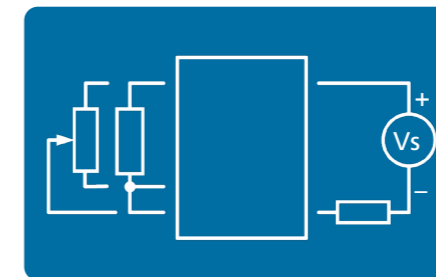
STA 206P
Space-saving 'all-in-one' Pt100 sensor and transmitter.



In-head



In-head



In-head

INPUT

TYPE

- Pt100
- Other RTD sensors
- Resistance
- Potentiometer
- Thermocouple type
- Voltage
- Current
- Thermistor

OUTPUT

GENERAL

APPROVALS

Yes - 2, 3 wire
Yes - 2, 3 wire
(10 to 10,500) Ω
1 kΩ to 100 kΩ auto sense
N/A
N/A
N/A
Yes

(4 to 20) mA

N/A
Yes - resistance / potentiometer
Yes
Yes
N/A
(-40 to +85) °C
(10 to 30) VDC
PC
(see data sheet)

EN BS 61326

Yes - 2, 3 wire
N/A
N/A
N/A
N/A
N/A
N/A
N/A

(4 to 20) mA

N/A
N/A
N/A
Yes
N/A
(-40 to +85) °C
(10 to 30) VDC
PC
30 x 15 mm

EN BS 61326

Yes - 2, 3 wire
N/A
N/A
N/A
N/A
N/A
N/A
N/A

(4 to 20) mA

N/A
N/A
N/A
Yes
N/A
(-40 to +85) °C
(10 to 30) VDC
PC
(see data sheet)

EN BS 61326

Field mounted indicators - temperature



DM
650TM



DM
650TM/C



DM
650XTM



DM
665TM



DM
670TM

The DM650 series has either the sensor included, or supplied separately.

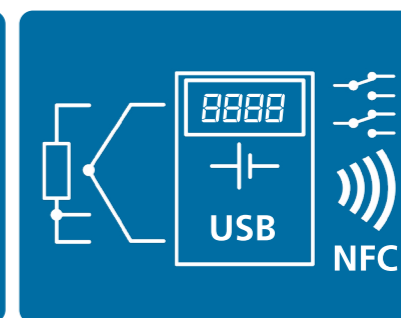
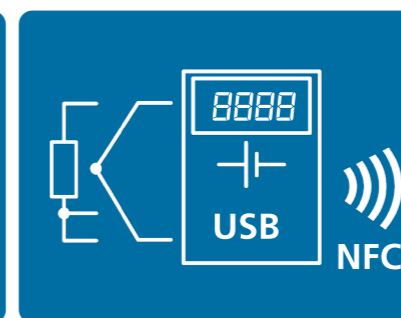
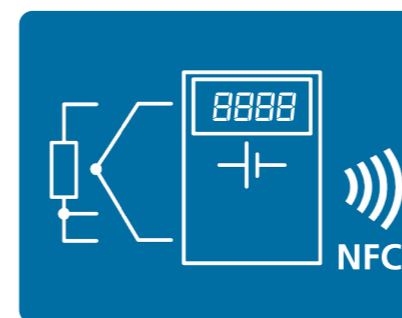
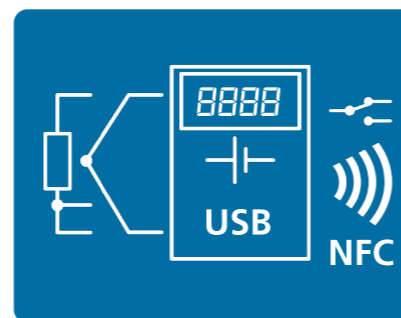
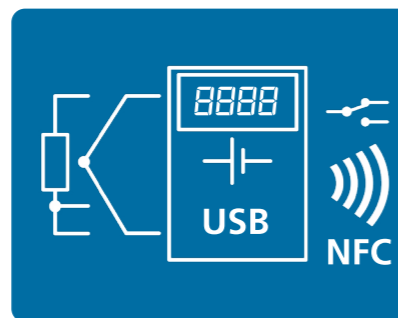
LCD battery-powered Pt100 and thermocouple thermometer, with relay and datalogging.

LCD battery-powered Pt100 and thermocouple thermometer, with relay and datalogging. Chrome cap.

ATEX-approved LCD battery-powered Pt100 and thermocouple thermometer, with relay and datalogging.

Large-digit LCD battery-powered Pt100 and thermocouple thermometer.

Large-digit LCD battery-powered Pt100 and thermocouple thermometer, with two relays and datalogging.



INPUT

Mechanical

Pt100

Thermocouple

RTD - other options

Linearisation/offset

Sensor / surface mount

Yes

K, J, T, R, S, E, L, N, U, B, C, D, G

Yes

Offset

Sensor / surface mount

Yes

K, J, T, R, S, E, L, N, U, B, C, D, G

Yes

Offset

Sensor / surface mount

Yes

K, J, T, R, S, E, L, N, U, B, C, D, G

Yes

Offset

Sensor / surface / panel mount

Yes

K, J, T, R, S, N

Yes

Offset

Sensor / surface / panel mount

Yes

K, J, T, R, S, E, L, N, U, B, C, D, G

Yes

Both

OUTPUT

Display

Relay

Data download

Custom messaging

Datalogging

Max / min

6-digit LCD (7.9 mm)

Yes - 1 relay

USB / NFC

Yes

Yes - 5000 points

Yes - via datalogging

6-digit LCD (7.9 mm)

Yes - 1 relay

USB / NFC

Yes

Yes - 5000 points

Yes - via datalogging

6-digit LCD (7.9 mm)

N/A

NFC

Yes

Yes - 5000 points

Yes - via datalogging

6-digit LCD (15.8 mm)

N/A

USB / NFC

N/A

N/A

Yes

6-digit LCD (15.8 mm)

Yes - 2 relays

USB / NFC

Yes

Yes - 5000 points

Yes, and relay condition

GENERAL

Ambient operating

Power supply

Battery life

Enclosure

Environmental rating

Configuration

(-30 to +70) °C

Battery 3.6 V lithium

2 years typical

SCH4

IP67

USB

(-30 to +70) °C

Battery 3.6 V lithium

2 years typical

SCH15

IP67

USB

(-30 to +70) °C

Battery 3.6 V lithium

2 years typical

SCH4

IP67

Push-button and NFC (some functions)

(-30 to +70) °C

2 x AA 1.5V alkaline, or lithium

2 years typical, depending on battery type

Stainless steel 100mm diameter

IP65

Push-button

(-30 to +70) °C

Battery 3.6 V lithium

2 years typical

Stainless steel 100mm diameter

IP65

USB

APPROVALS

ATEX

UKEX

IEC Ex

N/A

N/A

N/A

N/A

N/A

N/A

Yes

Yes

Yes

N/A

N/A

N/A

N/A

N/A

N/A

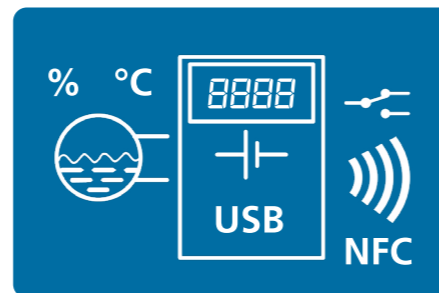
Field mounted indicators

- humidity
- pressure



DM
650HM

LCD battery-powered humidity and temperature indicator, with relay and datalogging.



Sensor / surface mount

Pt100	N/A
Thermocouple	N/A
Pressure and media temperature	N/A
Humidity and media temperature	Yes - sensor included
Current	N/A
Voltage	N/A
Linearisation/offset	N/A

Display	6-digit LCD 7.9 mm
Relay	Yes - 1 relay
Data download	USB / NFC
Custom messaging	N/A
Datalogging	Yes - 5000 points
Max / min	Yes - via datalogging

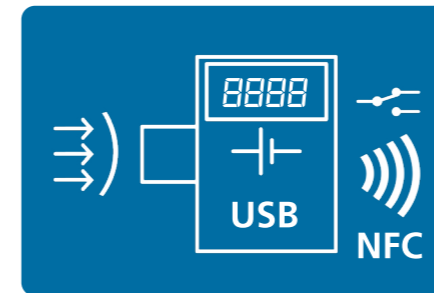
Ambient operating	(-30 to +70) °C
Power supply	Battery 3.6 V lithium
Battery life	2 years typical
Enclosure	SCH4
Environmental rating	IP67
Configuration	USB and NFC (some functions)

APPROVALS	N/A
-----------	-----



DM
650PM

LCD battery-powered pressure and media temperature indicator with relay and datalogging.



Sensor / surface mount

Pt100	N/A
Thermocouple	N/A
Pressure and media temperature	Yes - sensor included, 1/4" BSP thread (adaptors available)
Humidity and media temperature	N/A
Current	N/A
Voltage	N/A
Linearisation/offset	Both

Display	6-digit LCD 7.9 mm
Relay	Yes - 1 relay
Data download	USB / NFC
Custom messaging	Yes
Datalogging	Yes - 5000 points
Max / min	Yes - via datalogging

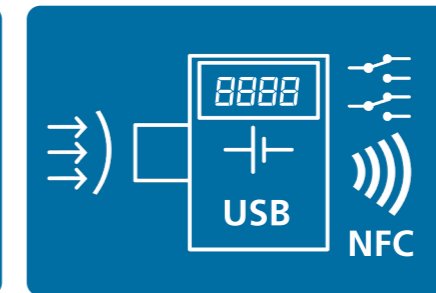
Ambient operating	(-30 to +70) °C
Power supply	Battery 3.6 V lithium
Battery life	2 years typical
Enclosure	SCH4
Environmental rating	IP67
Configuration	USB and NFC (some functions)

APPROVALS	N/A
-----------	-----



DM
670PM

Large-digit LCD battery-powered pressure and media temperature indicator, with two relays and datalogging.



Sensor / surface / panel mount

Pt100	N/A
Thermocouple	N/A
Pressure and media temperature	Yes - sensor included, 1/4" BSP thread (adaptors available)
Humidity and media temperature	N/A
Current	N/A
Voltage	N/A
Linearisation/offset	Both

Display	6-digit LCD 15.8 mm
Relay	Yes - 2 relays
Data download	USB / NFC
Custom messaging	Yes
Datalogging	Yes - 3600 points
Max / min	Yes, and relay option

Ambient operating	(-30 to +70) °C
Power supply	Battery 3.6 V lithium
Battery life	2 years typical
Enclosure	Stainless steel 100mm diameter
Environmental rating	IP65
Configuration	USB

APPROVALS	N/A
-----------	-----

INPUT

Mechanical

- Pt100
- Thermocouple
- Pressure and media temperature
- Humidity and media temperature
- Current
- Voltage
- Linearisation/offset

OUTPUT

- Display
- Relay
- Data download
- Custom messaging
- Datalogging
- Max / min

GENERAL

- Ambient operating
- Power supply
- Battery life
- Enclosure
- Environmental rating
- Configuration

APPROVALS

- ATEX

Loop-powered process indicators

See in-head range (pages 16 to 21) for transmitter options.

All our loop-powered displays can be used with any (4 to 20) mA signal output.



DM 650LP

(4 to 20) mA loop-powered LCD process indicator with relay and datalogging, and battery back-up.



DM 650LP/C

(4 to 20) mA loop-powered LCD process indicator with relay and datalogging, and battery back-up. Chrome cap.



DM 650LP/55

(4 to 20) mA loop-powered LCD process indicator with relay and datalogging, and battery back-up.



DM 700

(4 to 20) mA loop-powered LED process indicator.



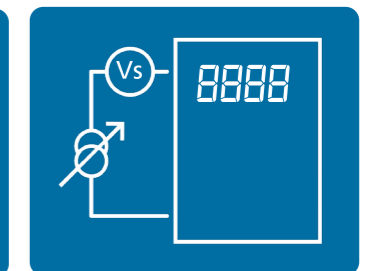
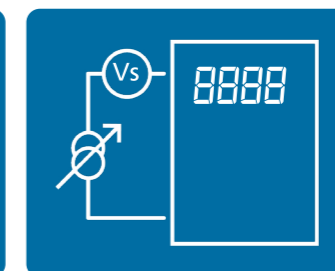
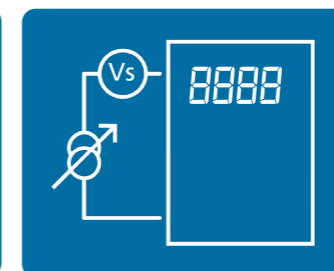
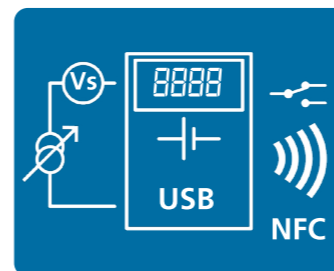
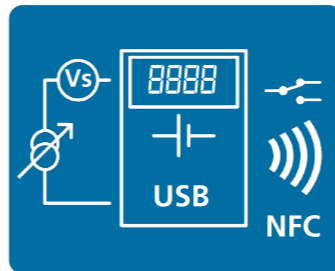
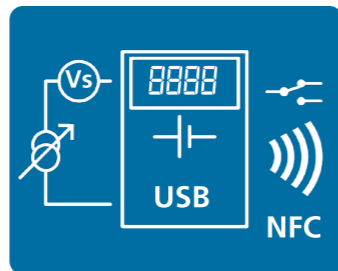
DM 700/C

(4 to 20) mA loop-powered LED process indicator. Chrome cap.



DM 700/55

(4 to 20) mA loop-powered LED process indicator.



INPUT

Mechanical

- Pt100
- Thermocouple
- Pressure and media temperature
- Humidity and media temperature
- Current
- Voltage
- Linearisation/offset

OUTPUT

- Display
- Relay
- Data download
- Custom messaging
- Datalogging
- Max / min

GENERAL

- Ambient operating
- Power supply
- Battery life
- Enclosure
- Environmental rating
- Configuration

APPROVALS

- ATEX

Sensor / surface mount

N/A
N/A
N/A
N/A
(4 to 20) mA loop
N/A
Both

Sensor / surface mount

N/A
N/A
N/A
N/A
(4 to 20) mA loop
N/A
Both

Sensor / surface mount

N/A
N/A
N/A
N/A
(4 to 20) mA loop
N/A
Both

Sensor / surface mount

N/A
N/A
N/A
N/A
(4 to 20) mA loop
N/A
N/A

Sensor / surface mount

N/A
N/A
N/A
N/A
(4 to 20) mA loop
N/A
N/A

Sensor / surface mount

N/A
N/A
N/A
N/A
(4 to 20) mA loop
N/A
N/A

6-digit LCD (7.9 mm)
Yes - 1 relay
USB / NFC
Yes
Yes - 5000 points
Yes - via datalogging

6-digit LCD (7.9 mm)
Yes - 1 relay
USB / NFC
Yes
Yes - 5000 points
Yes - via datalogging

6-digit LCD (7.9 mm)
Yes - 1 relay
USB / NFC
Yes
Yes - 5000 points
Yes - via datalogging

4-digit LED 7 mm
N/A
N/A
N/A
N/A
N/A

4-digit LED 7 mm
N/A
N/A
N/A
N/A
N/A

4-digit LED 7 mm
N/A
N/A
N/A
N/A
N/A

(-30 to +70) °C
(4 to 20) mA loop
2 years typical
SCH4
IP67
USB and NFC (some functions)

(-30 to +70) °C
(4 to 20) mA loop
2 years typical
SCH15
IP67
USB and NFC (some functions)

(-30 to +70) °C
(4 to 20) mA loop
2 years typical
SCH55
IP67
USB and NFC (some functions)

(-10 to +70) °C
(4 to 20) mA loop
N/A
SCH4
IP67
Push-button

(-10 to +70) °C
(4 to 20) mA loop
N/A
SCH15
IP67
Push-button

(-10 to +70) °C
(4 to 20) mA loop
N/A
SCH55
IP67
Push-button

N/A

N/A

N/A

N/A

N/A

N/A

Probe assemblies



(typical examples)

We pride ourselves on being able to supply probe assemblies for almost any specification.

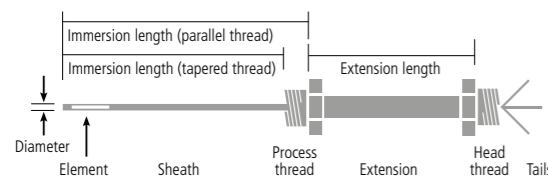
To that end, we have shown here our range of probe styles, in combination with some of our compatible transmitters, heads and thermowells, and other accessories.

Simply follow the left-to-right progression shown at the top of the page to compile your requirement.

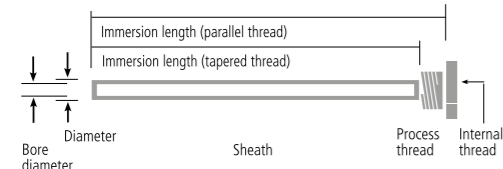
The typical diagrams below show what factors can be specified when ordering probes and thermowells - which include temperature range and immersion depth, but can also accommodate special threads, diameters and other details if required.

If you would like to know more, or discuss a specific requirement, please call our sales team.

Typical probe specification diagram



Typical thermowell specification diagram



Probes



(items shown not necessarily to scale)

Transmitters/ Displays

Many will suit; these are just some examples



Connection blocks



Heads



Compression glands



Thermowells



Panel meters

Panel meter housing accessory available



DM 720
Loop-powered panel meter.



DM 3410
Pt100 / Thermocouple 4-digit panel meter with output options.



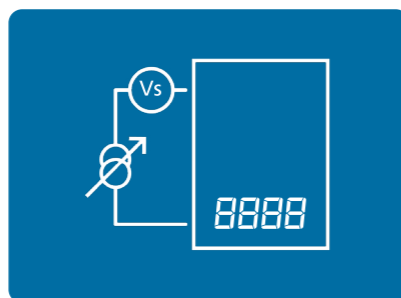
DM 3420
Current / voltage 4-digit panel meter with output options.



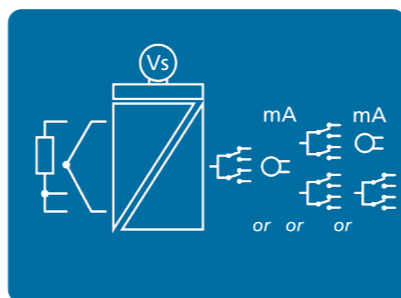
DM 3600U
6-digit universal panel meter.



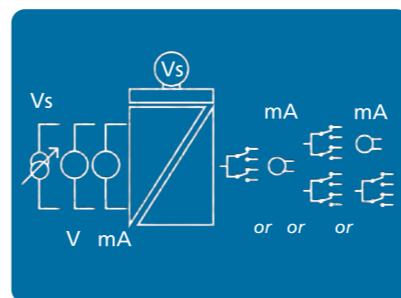
DM 3600A
6-digit universal panel meter with rate /totaliser.



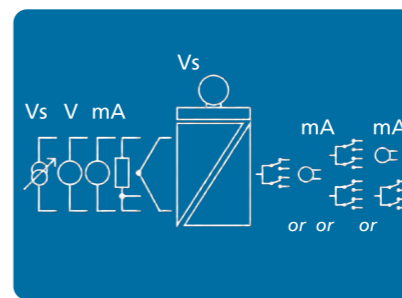
(48 x 24) mm panel mount



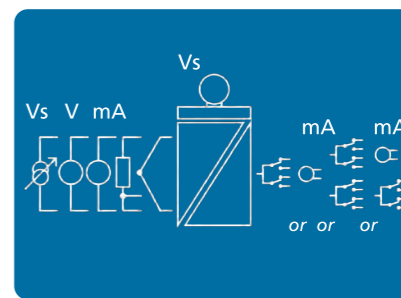
(96 x 48) mm panel mount



(96 x 48) mm panel mount



(96 x 48) mm panel mount



(96 x 48) mm panel mount

INPUT

Mechanical

- Pt100
- Thermocouple
- Current
- Voltage
- Frequency / pulse
- Remote digital inputs
- User linearisation

Pt100	N/A	Yes
Thermocouple	N/A	K, J, T, R, S, E, L, N, B
Current	Yes (passive)	N/A
Voltage	N/A	N/A
Frequency / pulse	N/A	N/A
Remote digital inputs	N/A	N/A
User linearisation	N/A	N/A

OUTPUT

See datasheet for full details and specific output combinations

4-digit LED process display	2 x relay (250 VAC @ 5 A) POD
	Current (active or passive) POD
	4-digit LED process display

GENERAL

- Isolation
- Display
- Ambient operating
- Power supply
- Loop power supply
- Sensor excitation
- Configuration
- Max / min display
- Comms
- TFML maths functions

Isolation	N/A	Yes
Display	4-digit LED 10 mm	4-digit LED 14.2 mm
Ambient operating	(-10 to +60) °C	(-30 to +60) °C
Power supply	(4 to 20) mA loop	(20 to 35) VDC or (90 to 253) VAC
Loop power supply	N/A	Output (option)
Sensor excitation	N/A	N/A
Configuration	Push-button	Push-button
Max / min display	N/A	N/A
Comms	N/A	N/A
TFML maths functions	N/A	N/A

2 x relay (250 VAC @ 5 A) POD
Current (active or passive) POD
4-digit LED process display

Yes
4-digit LED 14.2 mm
(-30 to +60) °C
(20 to 35) VDC or (90 to 253) VAC
Input, output (option)
N/A
Push-button
Yes
N/A
N/A

2 x relay (250 VAC @ 5 A) POD
Current (active or passive) POD
RS485 Modbus (RJ45)
6-digit LED process display

Yes
6-digit LED 14.2 mm
(-30 to +60) °C
(20 to 35) VDC or (90 to 253) VAC
Input, output (option)
N/A
Push-button / comms option
Yes
Option
Yes - with comms

2 x relay (250 VAC @ 5 A) POD
Current (active or passive) POD
RS485 Modbus (RJ45)
6-digit LED process display

Yes
6-digit LED 14.2 mm
(-30 to +60) °C
(20 to 35) VDC or (90 to 253) VAC
Input, output (option)
N/A
Push-button / comms option
Rate / total
Option
Yes - with comms

Humidity and temperature transmitters



Cost-effective dual-channel humidity / temperature transmitter. Duct or wall mount.

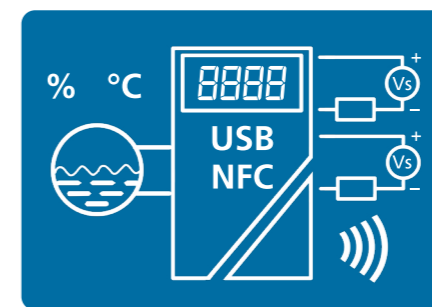
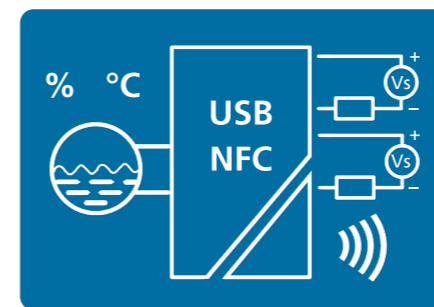
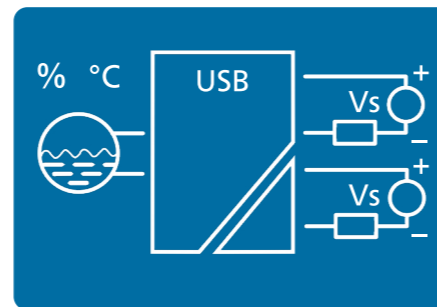


Dual-channel humidity / temperature transmitter. Duct, wall or remote mount.
Note: replaceable sensors



Dual-channel humidity / temperature transmitter with display. Duct, wall or remote mount.
Note: replaceable sensors

* Supply voltage (15 to 30) VDC when display fitted.



INPUT

Temperature range

(-30 to +70) °C

Humidity (RH)

(10 to 90) %

BASE ACCURACY

Temperature

±0.5 °C

Humidity (RH)

±3% RH

OUTPUT

Output channels

2 x (4 to 20) mA

Datalogging

N/A

Output choices: Temperature

Default

Humidity

Default

Dewpoint

Programmable

ΔTd - difference between dewpoint temperature and temperature

Programmable

Direct thermistor option

Yes - single channel option only

Data download

N/A

GENERAL

Plug-in sensor

Yes

Mounting option, cable / sensor length

Wall - 120 mm
Duct - 120, 250 mm

Display

N/A

Configuration

PC

Power supply

(10 to 30) VDC *

Ambient operating temperature (electronics, not sensor)

(-30 to +70) °C

(-30 to +70) °C

(10 to 90) %

±0.5 °C

±2% RH

2 x (4 to 20) mA

Yes

Default

Default

Programmable

Programmable

N/A

USB / NFC

Yes

Wall - 110 mm
Duct - 120, 250 mm

N/A

PC and NFC (some functions)

(10 to 30) VDC *

(-30 to +70) °C

(-30 to +70) °C

(10 to 90) %

±0.5 °C

±2% RH

2 x (4 to 20) mA

Yes

Default

Default

Programmable

Programmable

N/A

USB / NFC

Yes

Wall - 110 mm
Duct - 120, 250 mm

6-digit LCD (7.9mm)

PC and NFC (some functions)

(10 to 30) VDC *

(-30 to +70) °C

Pressure transmitters

Pressure transmitters can be customised with specialised fittings (such as hygienic tri-clamps, flushed diaphragms, etc) including our pressure digital gauges DM650PM and DM670PM (see page 29).



Pressure transmitter.



Pressure transmitter with display.



High specification pressure transmitter with ATEX version.



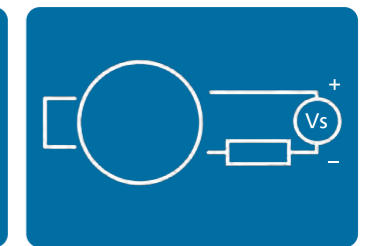
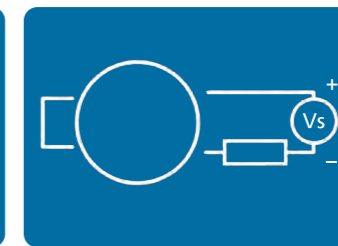
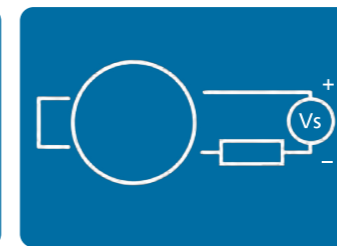
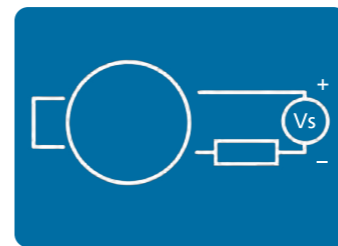
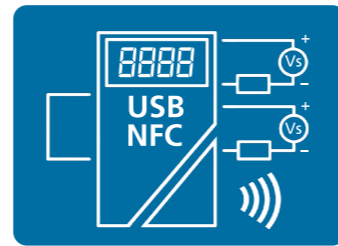
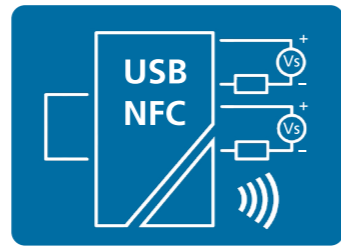
High specification pressure transmitter with ATEX / IECEx version.



High specification liquid level transmitter with ATEX / IECEx version.



High specification corrosive media level transmitter with ATEX version.



PRESSURE

Range options	Range from zero Other ranges
Type	Gauge Absolute Sealed gauge

OUTPUT

2-wire (4 to 20) mA loop-powered	Yes x 2 (temp and pressure)
Voltage output	N/A
Datalogging	Yes
Linearisation	Yes (pressure, temp & process)

GENERAL

Standard basic accuracy	$\leq \pm 0.15\%$ FS
Operating temperature	(-20 to +70) °C
Process temperature	(-40 to +110) °C
Diaphragm material	316 stainless steel
Material of body and process connection	316 stainless steel
Standard seals	Viton
Standard cable	N/A
Configuration	PC via USB
Display	N/A

PROCESS CONNECTION

1/4" BSP	Yes
1/4" NPT	adaptor
1/2" BSP	adaptor
1/2" BSP flush	adaptor
Other to order	Yes
Open or closed ends	N/A

APPROVALS

ATEX	N/A
UKEX	N/A
IEC Ex	N/A

(> -1 to 100) Bar	(> -1 to 100) Bar
Please enquire	Please enquire
Yes	Yes
Yes	Yes
N/A	N/A
Yes x 2 (temp and pressure)	Yes x 2 (temp and pressure)
N/A	N/A
Yes	Yes
Yes (pressure, temp & process)	Yes (pressure, temp & process)
$\leq \pm 0.15\%$ FS	$\leq \pm 0.15\%$ FS
(-20 to +70) °C	(-20 to +70) °C
(-40 to +110) °C	(-40 to +110) °C
316 stainless steel	316 stainless steel
316 stainless steel	316 stainless steel
Viton	Viton
N/A	N/A
PC via USB	PC via USB
N/A	6-digit LCD (7.9mm)
Yes	Yes
adaptor	adaptor
adaptor	adaptor
adaptor	adaptor
Yes	Yes
N/A	N/A
N/A	N/A
N/A	N/A
N/A	N/A
N/A	N/A
N/A	N/A
N/A	N/A

(> -0.1 to 600) Bar	(> -0.1 to 1000) Bar	(>1 to 250) mH2O	(>1 to 250) mH2O
N/A	N/A	N/A	N/A
Yes	Yes	Yes	Yes
Yes	Yes	Yes	Yes
N/A	N/A	N/A	N/A
Yes	Yes	Yes	Yes
Yes (optional)	Yes (optional)	N/A	N/A
N/A	N/A	N/A	N/A
N/A	N/A	N/A	N/A
$\leq \pm 0.25\%$ FS	$\leq \pm 0.2\%$ FS	$\leq \pm 0.2\%$ FS	$\leq \pm 0.2\%$ FS
(-20 to +125) °C	(-40 to +125) °C	(-5 to +80) °C	(-5 to +80) °C
(-20 to +150) °C	(-40 to +150) °C	(-5 to +80) °C	(-5 to +80) °C
316 stainless steel	316 stainless steel	316 stainless steel	316 stainless steel with Teflon protection
303 stainless steel	303 stainless steel	303 stainless steel	PVDF
Viton	Viton	Viton	Viton
N/A	N/A	1m PUR	1m PUR
fixed	fixed	fixed	fixed
N/A	N/A	N/A	N/A
Yes	Yes	N/A	N/A
Yes	Yes	N/A	N/A
Yes	Yes	N/A	N/A
Yes	Yes	N/A	N/A
N/A	N/A	Yes	Yes
Yes	Yes	Yes	Yes
Yes	Yes	Yes	Yes
N/A	Yes	Yes	Yes

The versatility of our displays

Status offer display and mounting solutions for every need, at every level

We will configure and build to your exact requirements - including choice of cap, blanking plugs, and entry ports (½" BSP, M20, M24, M16)

Please note that supplied with the DM650, at no extra cost:

- Relay option.
- Datalogging capability.

Using our DM650 as an example:



SCH4

Here a DM650 is mounted in our standard SCH4 head - a robust ABS plastic enclosure, which is suitable for most purposes.



SCH15

A DM650 is mounted in chrome-finished cap, for use with our SCH15 stainless steel enclosure, when extra strength and protection are needed.



SCH55

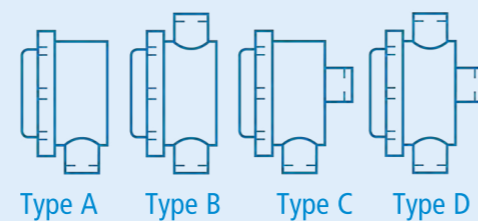
ATEX displays can be used with ATEX transmitters, within approved enclosures like our SCH55, to create cost-effective ATEX assemblies.

Every assembly can function either as a remote battery-powered display, or if combined with one of our in-head transmitters, as a cost-effective loop-powered system.

For our range of in-head transmitters, see pages 16 - 21.



Various entry port combinations can be specified:



Type A Type B Type C Type D

Blanking plugs and higher caps are also available.

Further options Check out our all-in-one displays - like the SEM710 or SEM320 - or create solutions using our panel meter range.

Free software and apps

ALL SOFTWARE AND APPS ARE FREE

Accessing and processing data from Status products couldn't be simpler. Or cheaper.

We offer a comprehensive range of free apps for tablets and smart devices, plus free SpeedLink software for Windows PC.




RTD Pt100 Converter

converts between Ohms, Pt100, Pt500, Pt1000, °Celsius and °Fahrenheit.



Temperature Converter

converts temperature readings between °Celsius, °Fahrenheit and °Kelvin.



Thermocouple Converter

converts thermocouple and mV readings between °Celsius, °Fahrenheit and °Kelvin.



Process to Signal

converts a process signal value, in any engineering unit, into a control signal in milliamps, millivolts, or volts. For use in temperature measurement, process control, and signal conditioning.



USB ViewLink

using USB on-the-go, ViewLink connects directly to your Status devices, allowing you to view real-time live data, including input and output variables, TAG data and device-specific variables (such as a batch counter for the SEM1600F).



NFC LogLink

for use with our DM670/DM650 series to download datalogs, manipulate data, then send via email and to the cloud.



NFC Link

NFC Link is a free configuration utility compatible with the latest products from Status Instruments, allowing users to configure standard parameters for our DM650 and SEM710 instrumentation series. Visit our app shop to read more.



SpeedLink configuration software for Windows PC

Basic and advanced configuration software for Status instrumentation.



- Easy configuration, with the use of drop-down menus
- Quick-connect, for easy recognition of products
- Tools and help screens, to guide you through the process
- Basic and advanced function options in product
- Pre-set selections and custom type areas

Also, check out our **USB LogLink** datalogging software for selected products. See website for details.

Solution overview

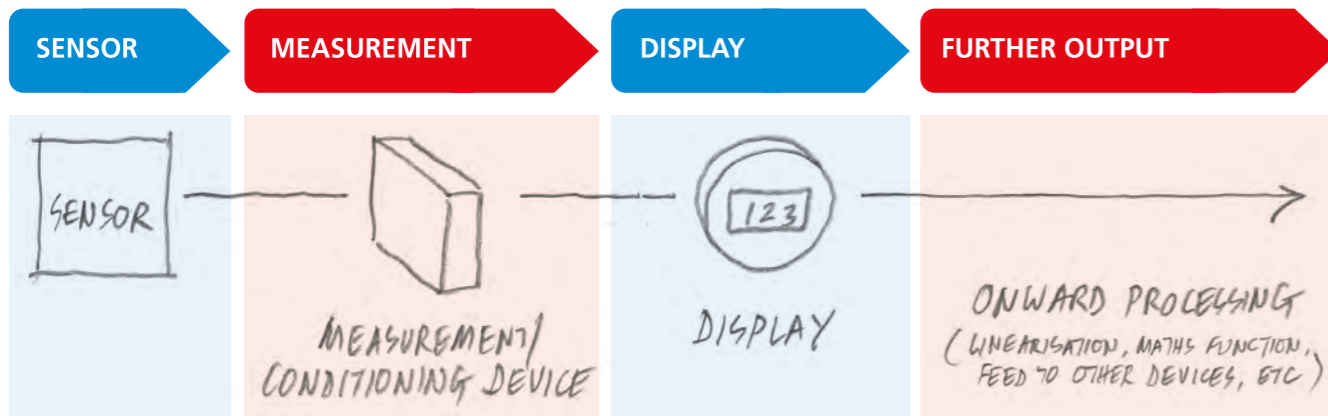
For every application, there is a Status product, and a practical solution.

We pride ourselves on being able to offer the kind of technical support that will help you diagnose opportunities, recognise the optimum solution and specify the appropriate Status products.

Every application contains a series of processes, which we look at as 'journeys', from source to final output.

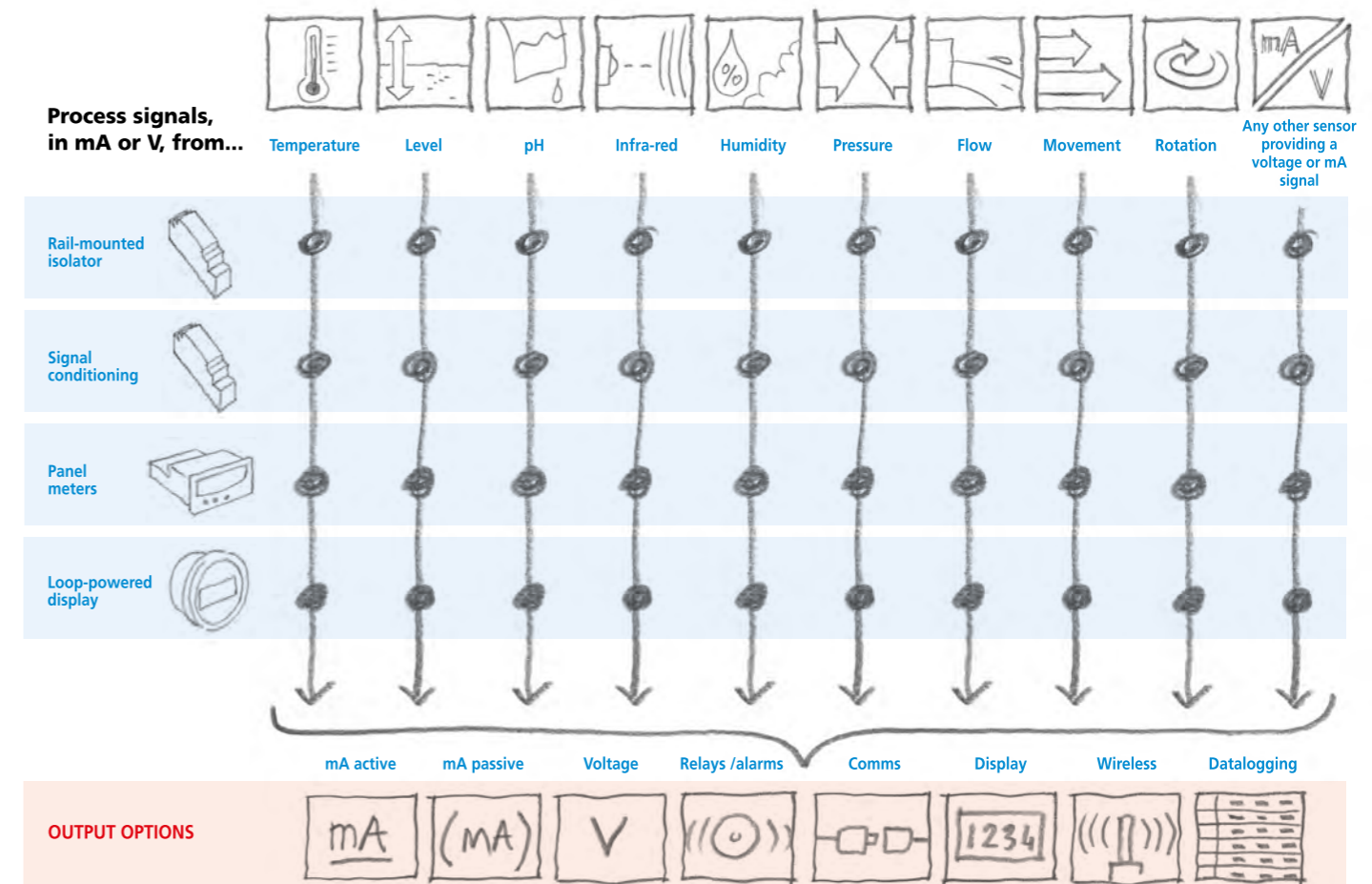
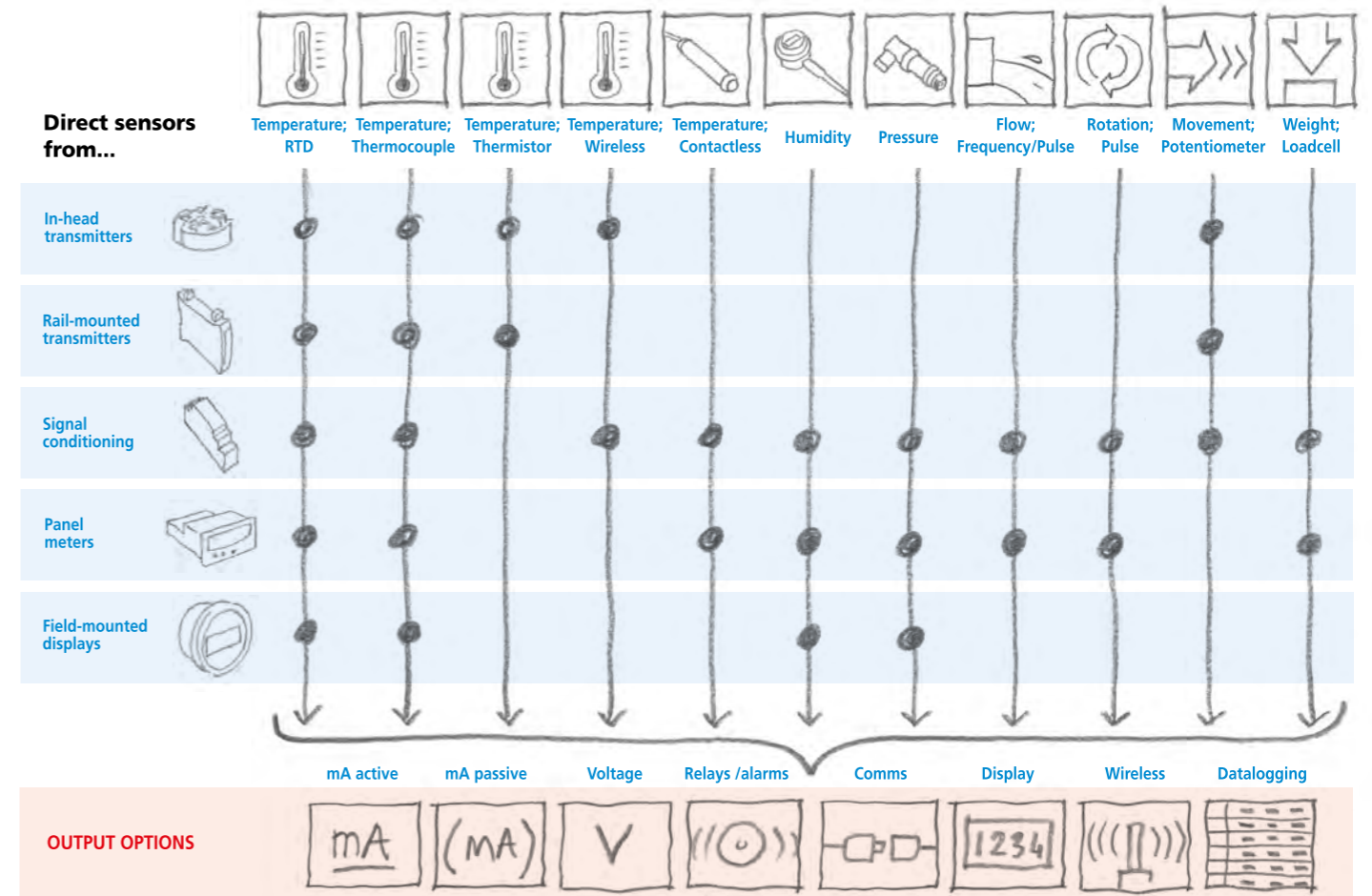
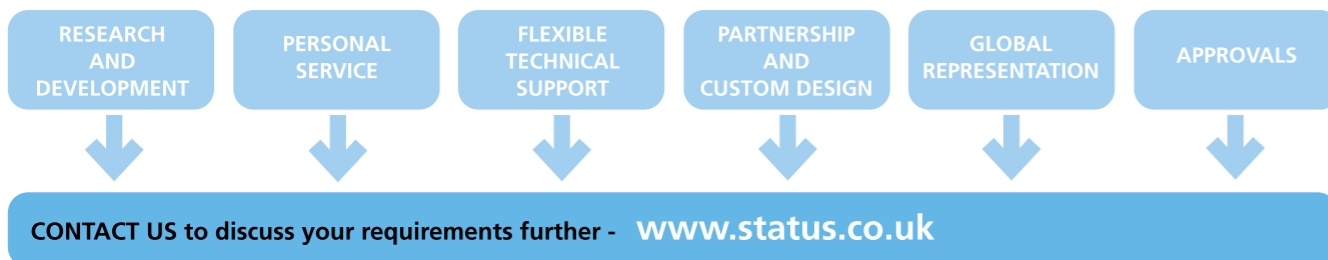
The basic principle is shown below, and opposite we show how Status can help you 'journey' from sensor output (or from any mA or V process signal) to arrive at the outcome you require.

By asking you a series of consultative questions, your needs can be analysed, mapped and assessed, then accommodated with products from the Status range.



We're always there for you

We offer a service that we believe is second to none, with every facility and provision you could ever need. And all you have to do is ask.



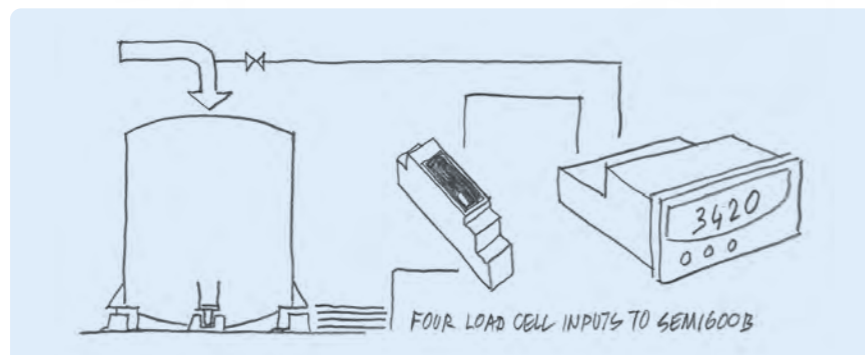
The Application Guide




Industries, environmental conditions and circumstantial factors mean that although many applications for Status products may be broadly similar, they are rarely exactly the same. That's why we've developed a series of **Application Guides**, which not only help you identify the appropriate Status products for your needs, but show you how best to apply and adapt them to your circumstances, so you can retrieve, process and deliver all the data you need, precisely as you need it.

Visit our website to view our **Application Guide resources** - or call us, and we can discuss your requirements, and advise about a range of innovative solutions, that will deliver improved efficiency, real cost savings ... and total peace of mind.

Here are some examples of how our Application Guide can help and inform.

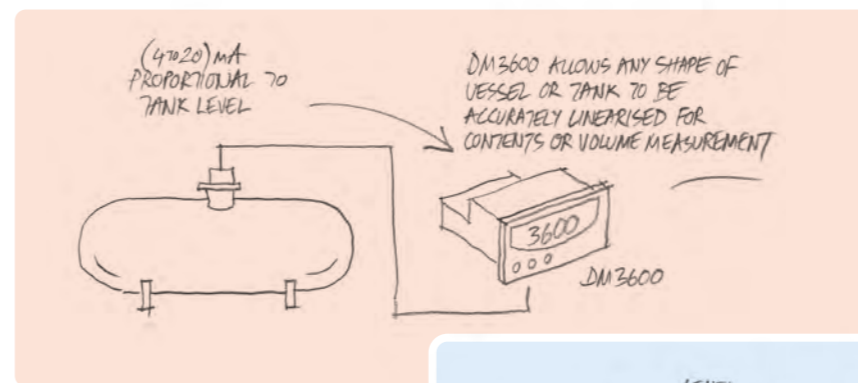
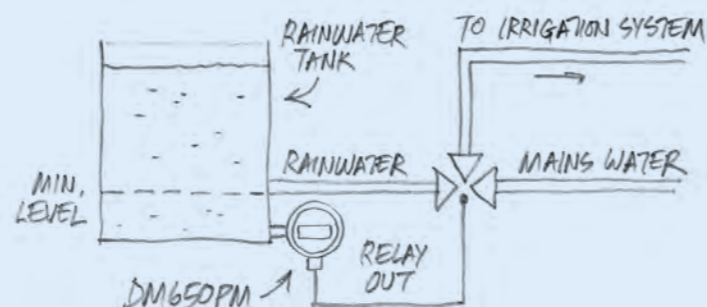


The weight of a tank mounted on 4 loadcells is measured by an SEM1600B, which takes their average output (equivalent to tank weight) and converts this into a voltage or (4 to 20) mA signal – in this example, for the DM3420 to measure as volume.

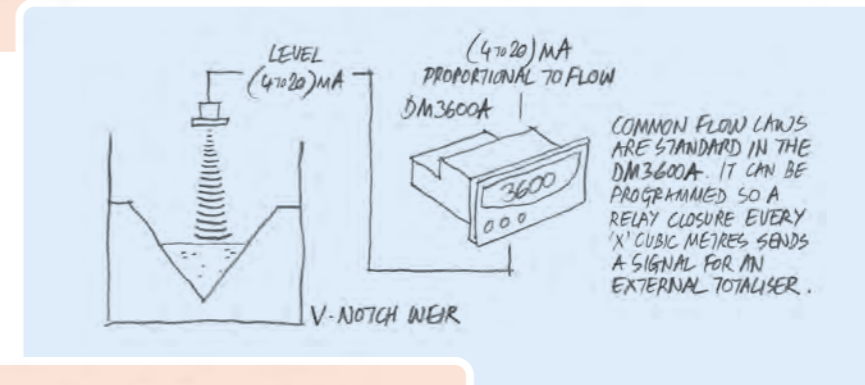


Our in-head transmitter range can accept RTD and thermocouple sensors as well as Ohmic, mV and potentiometer sensors. A sensor calibration function is provided to help minimise sensor error.

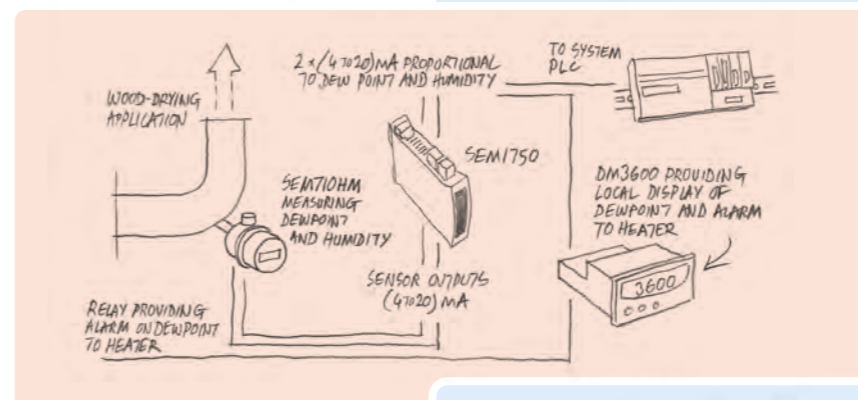
A DM650PM is measuring the water level in the tank via pressure. When the level is above the minimum then the rainwater is sent to the irrigation system.



The DM3600A can be used with almost any level sensor to measure 'head' upstream of a flume or weir. Standard software allows power 3/2 and 5/2 flow linearisation, giving a (4 to 20) mA output proportional to flow.

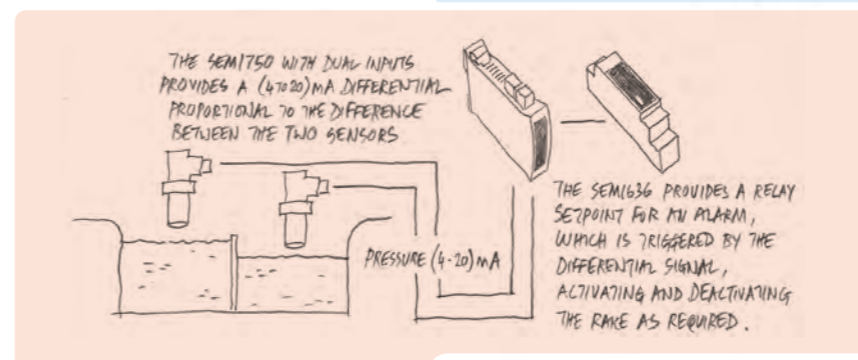
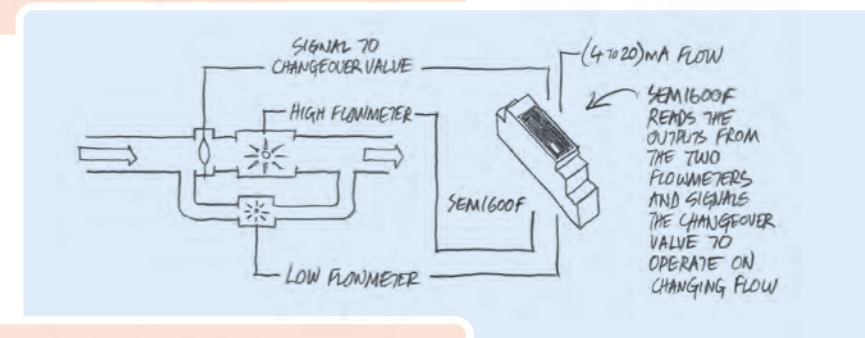


Continuous level measurement in process vessels can call for high-accuracy linearisation. The DM3600 can interface with any level transmitter output and linearise any vessel shape, with up to 60 co-ordinate pairs.



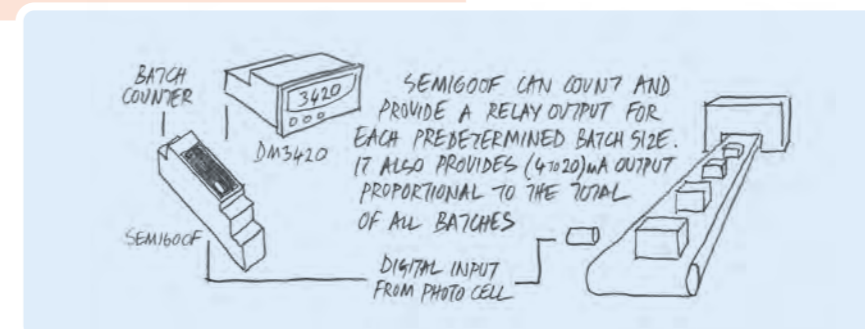
An SEM1750 powers the SEM710HM, and sends two loops to the panel meter and PLC for further control. The panel meter has its relay output programmed to alarm if the dewpoint reaches a critical level.

Accurate measurement of flow over a wide flow range can be problematic, as the turndown of the flowmeter could provide inaccurate measurement at extremes of span.



The SEM1750 can be used with almost any sensor to measure differential. In this common application in rivers and waterways, two level sensors measure level up- and down-stream of a weed screen.

An SEM1600F counting items on a belt. The product can be programmed to count each item that passes the digital sensor. When a number of readings equal to a batch size has gone through, a relay can switch.



Legacy Products

These Status products, and those listed opposite, are no longer available.

So here's how to replace them...



Because the Status product range is constantly evolving and growing, you might find that if you try to re-order a trusted and long-serving product, it may no longer be available in its original form.

So we thought it would be helpful to list here all discontinued products, and show you which of our current models would replace them. Then you can be sure to get the right state-of-the-art Status product, to serve you for many more years to come.

We also still have available to special order a number of older products, which are not included in the main body of this Product Guide.

As always, if you need more specific help or advice, please call us and we'll be happy to assist you.

In fact, we're happy to look at user requirements on a case-by-case basis, and will build unique products to special order (subject to MOQ).

Discontinued product	Description	Replacement
DM500	Loop-powered LCD indicator	DM700
DM540X	ATEX field-mounted display	DM640X
DM440	Digital temperature indicator	DM650TM
DM4000U	Panel meter	DM3600U
DM4000A	Panel meter	DM3600A
DM4000C	Panel meter	DM4500F - most functions
DM660	Large Pt100 digital indicator	DM670TM
MEDACS 2100 Series	Universal input single-channel signal conditioner	SEM1700 - most functions
MEDACS 2200 Series	Universal input dual-channel signal conditioner	SEM1720 / SEM1750 most functions
MEDACS 2300 Series	Frequency input single-channel signal conditioner	SEM1600/F most functions
MEDACS 2400 Series	Frequency input dual-channel signal conditioner	SEM1600/F most functions
PTX24	Process pressure transmitter	PTX19
SEM108P	In-head temperature transmitter	SEM206P
SEM110X	Analogue ATEX in-head transmitter	call us
SEM1100	Powered isolating voltage to current / current to voltage convertor	SEM1700
SEM1010	Provides isolated power for a transmitter derived from a powered loop.	SEM1700 (some functions)
SEM1401 / 1402	Loop-powered trip amplifier	SEM1636
SEM1500/TC	Thermocouple DIN rail temperature transmitter	SEM1605/TC
SEM1503P	Pt100 DIN rail temperature transmitter	SEM1605/P
SEM1504/P	4-wire Pt100 DIN rail temperature transmitter	SEM1615
SEM161 / 162	Humidity and temperature transmitter	SEM710HM
SEM1603	Rail-mounted temperature transmitter for Pt100 or thermocouple sensors	SEM1605P/TC
SEM1610	Universal temperature transmitter, DIN rail mount	SEM1615
SEM164	Humidity and temperature transmitter	SEM160, SEM161 or SEM162
SEM165HP	High-temperature humidity and temperature transmitter	No direct replacement for higher temperature version
SEM167H1C	Wall-mounted humidity transmitter with power supply and output options	SEM162
SEM167H1P	Duct-mounted humidity transmitter with power supply and output options	SEM162
SEM167H1R	Remote mount humidity transmitter with power supply and output options	SEM162
SEM205X	ATEX temperature transmitter	TTR200X
SEM210 MKI	Universal in-head temperature transmitter	SEM210 MKII
SEM213P	Manual push-button Pt100 4-20mA DIN rail temperature transmitter	SEM1605/P
SEM213TC	Manual push-button thermocouple 4-20mA DIN rail temperature transmitter	SEM1605/TC
SEM215	PC-programmable universal 4-20mA DIN rail temperature transmitter with user linearisation feature	SEM1615
SEM230X	ATEX DIN-rail universal transmitter	call us
SEM310 MKI	Universal HART in-head temperature transmitter	SEM310 MKII
SEM315 MKI	DIN rail Universal HART temperature transmitter	SEM315 MKII

Older products still available

HTR200/1V	MA head-mounted RTD, potentiometer, resistance transmitter with voltage output
DM3430	High-voltage/current true RMS panel meter
DM4500	Panel meter series
DM650VI	Voltage process indicator with relay