



WAGO Marking

Full Line Catalog, Volume 6 – Edition 2021/2022

6



WAGO Full Line Catalogs



Volume 1, WAGO Rail-Mount Terminal Blocks and Connectors

- Rail-Mount Terminal Blocks
- Rail-Mount Terminal Blocks with Pluggable Connector (X-COM®-SYSTEM)
- Patchboard Systems
- Terminal Strips
- PUSH WIRE® Connectors for Junction Boxes
- Lighting Connectors
- Shield Connecting System




Volume 2, WAGO PCB Terminal Blocks and Connectors

- PCB Terminal Blocks
- THR/SMD PCB Terminal Blocks
- *MULTI CONNECTION SYSTEM (MCS)*
- Pluggable PCB Terminal Blocks
- Feedthrough Terminal Blocks
- Specialty Connectors
- Empty Housings



Volume 3, Automation Technology

- Solutions & Software
- Operating & Monitoring
- Controllers, Edge Devices
- Modular I/O-SYSTEM IP20, I/O-SYSTEM IP67
- Industrial Switches
- Radio Technology
- IP67 Sensor/Actuator Boxes, IP67 Cables and Connectors



Volume 4, WAGO Interface Electronic

- Relay and Optocoupler Modules
- Signal Conditioners and Isolation Amplifiers
- Current and Energy Measurement Technology
- Power Supplies
- Interface Modules and System Wiring
- Overvoltage Protection
- Empty Housings



Volume 5, WAGO Pluggable Connection System WINSTA®








- Pluggable Connectors
- Snap-In Device Connectors
- Pluggable PCB Connectors
- Distribution Connectors
- Cable Assemblies
- Flat Cable Systems
- Distribution Boxes



Volume 6, WAGO Marking

- Printer
- Software
- Terminal Block Marking
- Cable and Conductor Marking
- Device Marking
- Marker Carriers

Volume 6, WAGO Marking Accessories

		Page	
	WAGO Thermal Transfer Smart Printer	6	1
	WAGO Smart Data	16	2
	WAGO Products for the WAGO Thermal Transfer Smart Printer	24	3
	Printed WAGO Products	38	4
	Plain WAGO Products	54	5
	WAGO Marker Carriers	62	6
	Indexes and Addresses	74	7

Operating WAGO Connection Technologies

Please follow the applicable product-specific termination instructions.

PUSH-IN CAGE CLAMP®



Push-in CAGE CLAMP® terminates the following copper conductors: solid



stranded



fine-stranded, also with tinned single strands



fine-stranded, tip-bonded



fine-stranded, with ferrule (gastight crimped)



fine-stranded, with pin terminal (gastight crimped)

The universal connection with an additional advantage:



Push-in connection

Terminate solid and stranded (Class B 7 strands or less), as well as ferruled conductors, by simply pushing them in – no tools required.

Termination for all conductor types:

- Open clamping unit.
- Insert the conductor.
- Release clamp – done!

CAGE CLAMP®



CAGE CLAMP® terminates the following copper conductors: solid



stranded



fine-stranded, also with tinned single strands



fine-stranded, tip-bonded



fine-stranded, with ferrule (gastight crimped)



fine-stranded, with pin terminal (gastight crimped)

The universal connection for solid, stranded and fine-stranded conductors

Termination:

- Open clamping unit.
- Insert the conductor.
- Release clamp – done!

Operating WAGO Connection Technologies

Please follow the applicable product-specific termination instructions.

POWER CAGE CLAMP®



POWER CAGE CLAMP terminates the following copper conductors:
solid



stranded



fine-stranded,
also with tinned
single strands





fine-stranded,
with ferrule
(gastight crimped)

The universal connection for conductors larger than 35 mm² (2 AWG)

Termination:

- Open clamp by turning a T-wrench counter-clockwise.
- Press the integrated latch to open clamping unit for hands-free wiring.
- Insert the conductor.
- A small counter-clockwise rotation closes the clamp, securing conductor.

PUSH WIRE®



PUSH WIRE® terminates the following copper conductors:
solid

PUSH WIRE® connection for solid and stranded conductors (depending on the model used)

Termination:

Tool-free, twist-free terminations for solid and rigid stranded conductors – simply push into the unit.

WAGO Marking Accessories and Appropriate Product Series Selection Guide

	Width (mm)	Marking Strips		WMB Inline Markers (Reel)			WMB Markers (Card)			Mini-WSB Markers (Reel and Card)		Self-Adhesive Marking Strips	Direct Marking on Product
		7.5	11	3.5	4 ... 4.2	5 ... 5.2	3.5	4 ... 4.2	5 ... 5.2	5 (reel)	5 (card)		
WAGO Rail-Mount Terminal Blocks TOPJOB® S													
2000, 2200 Series	3.5		■	■			■						
2001, 2201 Series	4.2		■	□	■		□	■					
2002, 2202, 2102 Series	5.2		■			■		□	■		□	□	
2003 Series	5.2		■			■			■		□	□	
2004, 2204 Series	6.2		■			●			●		□	□	
2005 Series	6.2		■			●			●		□	□	
2006, 2206, 2106 Series	7.5		■			●			●		□	□	
2007 Series	8		■			●			●		□	□	
2010, 2210 Series	10		■			●			●		□	□	
2016, 2216, 2116 Series	12		■			●			●		□	□	
WAGO Rail-Mount Terminal Blocks "Classic"													
270 Series	5					■			■		□	□	
279 Series	4				■		●	■					
280 Series	5				□	■		□	■				
281 Series	6				●	■		●	■				
282 Series	8				●	■		●	■				
283 Series	12				●	■		●	■				
284 Series	10				●	■		●	■				
285 Series	16				●	■		●	■				
880 Series	5				●	■		●	●		□	□	
WAGO Rail-Mount Terminal Blocks TOPJOB® "Classic"													
780 Series	5				□	■		□	■				
781 Series	6				●	■		●	■				
782 Series	8				●	■		●	■				
783 Series	12				●	■		●	■				
784 Series	10				●	■		●	■				
785 Series	16				●	■		●	■				
WAGO Rail-Mount Terminal Blocks with a Pluggable Connector X-COM®-SYSTEM													
769 Series (X-COM®)	5										■	■	■
870 Series (X-COM®)	5		□		●	■		●	■		□	□	■
WAGO Rail-Mount Terminal Blocks with a Pluggable Connector X-COM®S-SYSTEM													
2020 Series (X-COM® S Mini)	3.5		■		■			■			□	□	■
2022 Series (X-COM® S)	5.2		■		●	■		●	■		□	□	■
WAGO Rail-Mount Terminal Blocks "Mini"													
260 Series	5 / 8												■
261 Series	6 / 0												■
262 Series	7 / 12												■
264 Series	6 / 10										■	■	
862 Series	12		■								■		
869 Series	5		□		●	■		●	■		□	□	
WAGO Printer													
Thermal Transfer Printer Smart Printer			■	■	■	■	■				■		
Can be ordered via Smart Designer Configuration Software from www.wago.com								■	■	■			

■ perfectly suited (e.g., marker of maximum size)

□ suitable

● only individual markers






△ only suitable with carrier

	Width (mm)	Marking Strips			WMB Inline Markers (Reel)			WMB Markers (Card)			Mini-WSB Markers (Reel and Card)		Self-Adhesive Marking Strips	Direct Marking on Product
		7	7.5	11	3.5	4 ... 4.2	5 ... 5.2	3.5	4 ... 4.2	5 ... 5.2	5 (reel)	5 (card)		
WAGO Patchboard Systems														
727 Series	7.62					●	●		●	●				□
WAGO High-Current Terminal Blocks (POWER CAGE CLAMP)														
285 Series	16 / 20 / 25 / 32			△			●			●				
WAGO MICRO PUSH WIRE® Connectors for Junction Boxes														
243 Series												■		
WAGO PCB Terminal Blocks														
745 Series	5 / 7.5 / 10										■	■	■	■
746 Series	7.5					●			●		●	●	■	■
218, 233 ... 236, 250, 254 ... 257, 735 ... 742, 744, 804, 805, 806, 816, 2604, 2606, 2616, 2624, 2626, 2636, 2706, 2716 Series													■	■
WAGO-I/O-SYSTEM														
750 Series	12 / 24 / 48			△							■	■		
753 Series	12 / 24 / 48			△							■	■		
WAGO Interface Modules														
788 Series	15			□			■			■				
857 Series	6					●			●					
858 Series	31			■			■			■				
859 Series	6									●	●			
WAGO Pluggable Connection System WINSTA®														
770/771 Series	10											□		■
890/891 Series	5													■
WAGO MULTI CONNECTION SYSTEM (MCS)														
231, 232, 713, 714, 721, 722, 733, 734, 832, 2231, 2721 Series												□		■
WAGO Pluggable Connection System picoMAX®														
2091, 2092 Series														■



WAGO Thermal Transfer Smart Printer

WAGO Thermal Transfer Smart Printer

		Page
	Smart Printer	11
	Cutter for Smart Printer	12
	Thermal Transfer Ink Ribbons for Smart Printer	13
	Carrying Case for Smart Printer	13
	Rollers for Smart Printer	14



Marking with Smart Printer



Terminal Block Marking

- Multi-line marking strips for clear, detailed control cabinet labels
- WMB Inline markers on a reel are suitable for various terminal block sizes
- Same profile across all TOPJOB® S Rail-Mount Terminal Blocks ensures quick labeling




Cable and Conductor Marking

- Different versions available: marking sleeves, self-laminating labels, conductor markers for thread-on mounting or shrink tubes
- Large variety of marking surface sizes



Device Marking

- Broad selection of labels, type plates, fabric labels and type plates optimizes marking for devices and control cabinets
- Marking materials are available in a variety of colors and sizes



Your Benefits:

- Universal application for all control cabinet marking tasks
- Economical marking thanks to low purchase costs and fast printing
- User-friendly WAGO Marking Software Smart Script
- Long-lasting, indelible, scratch-proof printing
- Easy installation under: www.wago.de/smartprinter

Thermal Transfer Printer Smart Printer Installation

1



Printer – open



Accessories for unwinding material



Open the printer.



Insert the ink ribbon.



Prepare the marking material.



Printing 2009-110 Marking Strips on TOPJOB® S Rail-Mount Terminal Blocks with Smart Printer



Insert and secure the appropriate roller into the printer.



Printer has several interfaces:
USB, ETHERNET, serial COM port



Fast, cost-effective and easy to use –
printing WMB Inline markers via Smart Printer

Thermal Transfer Printer Smart Printer



Smart Printer; for WMB Inline markers, marking strips, conductor markers and labels; Resolution: 300 dpi

Item No.	Pack. Unit
258-5000	1

Smart Printer includes:

- Power supply and cable
- USB cable
- 1 x marking strip reel (2009-110)
- 1 x WMB Inline marker reel (2009-115)
- 2 x roller (258-5006 + -5007)
- 1 x reel holder
- 1 x ink ribbon (258-5005)

Technical Data

Printing method	Thermal transfer
Print head	Glass layer; spring-mounted
Print speed, max.	127 mm/s (recommended 50.8 mm/s)
Print width (max.)	46 mm
Print length (max.)	762 mm
Print resolution	300 dpi (12 pixels/mm)
See-through/reflective sensor	Yes; centrally mounted
Operating display	Color TFT LCD with navigation button
Memory	8 MB flash; 16 MB SDRAM
Interfaces	USB; RS-232; ETHERNET 10/100 Mbps; USB host
Operating voltage	100 ... 240 VAC, 50 ... 60 Hz (automatic adjustment)
Dimensions (mm) W x H x D	135 x 175 x 245
Weight	2000 g (without printing material)
Operating temperature	5 ... 40 °C (41 ... 104 °F)
Storage temperature	-20 ... 50 °C (-4 ... 122 °F)
Safety approvals	CE (EMC)
Ink ribbon	External reel diameter: 40 mm; Internal core diameter: 12.7 mm; Max. length: 110 m; Max. width: 58 mm

Cutter for Smart Printer



Cutter for Smart Printer; for marking strips only; not suitable for WMB Inline markers

Item No.	Pack. Unit
258-5030	1



Hardware Requirements:

- Printer model: Smart Printer
- From manufacturing month/year: 0814 – August 2014
- Firmware version: 1.UW7i or higher
- Printer driver: Version 7.4.2

Software Requirements:

- Smart Script: Version 3.88.9.0 or higher
- WAGO printer settings: Version 2.4.0.0 or higher

Approved Print Material to Be Cut:

- Marking strips: 2009-110, 709-177, 709-178, 757-901/000-005
- Self-adhesive marking strips: 210-702, 210-870 ... -877, 210-880, 210-882
- Cable tie markers: 211-835 ... -836, 211-836/000-002
- Self-laminating labels: 211-855 ... -857
- Conductor markers for thread-on mounting: 211-861 ... -863
- Type labels: 210-801 ... -804, 210-812
- Continuous labels: 210-831 ... -834
- Circuit marking labels: 210-813, 210-814

Dimensions of Printing Materials:

- Max. width: 46 mm
- Max. thickness: 250 µm

Technical Data

Width	60 mm
Height	107 mm
Depth	131 mm
Weight	1050 g


Thermal Transfer Ink Ribbon for Smart Printer; Carrying Case for Smart Printer

1



Thermal transfer ink ribbon for Smart Printer; suitable for all marking material from the WAGO product line, 50 mm wide; 74 m long

Color	Item No.	Pack. Unit
● black	258-5005	1



Thermal transfer ink ribbon for Smart Printer; suitable for all marking material from the WAGO product line, 50 mm wide; 74 m long

Color	Item No.	Pack. Unit
● red	258-5005/000-005	1



Thermal transfer ink ribbon for Smart Printer; can only be used for 211-855/-856/-857; 50 mm wide; 74 m long

Color	Item No.	Pack. Unit
● black	258-5014	1



Presentation and carrying case for Smart Printer; with foam padding for printer; Dimensions (W x H x D): 50 x 26 x 23 cm

Color	Item No.	Pack. Unit
○ gray	258-5015	1

Roller for Smart Printer

1



Roller for marking strips, labels and conductor markers		
Color	Item No.	Pack. Unit
● black	258-5006	1



Roller; for WMB Inline		
Color	Item No.	Pack. Unit
● green	258-5007	1



Roller; for Mini-WSB Inline		
Color	Item No.	Pack. Unit
● blue	258-5008	1










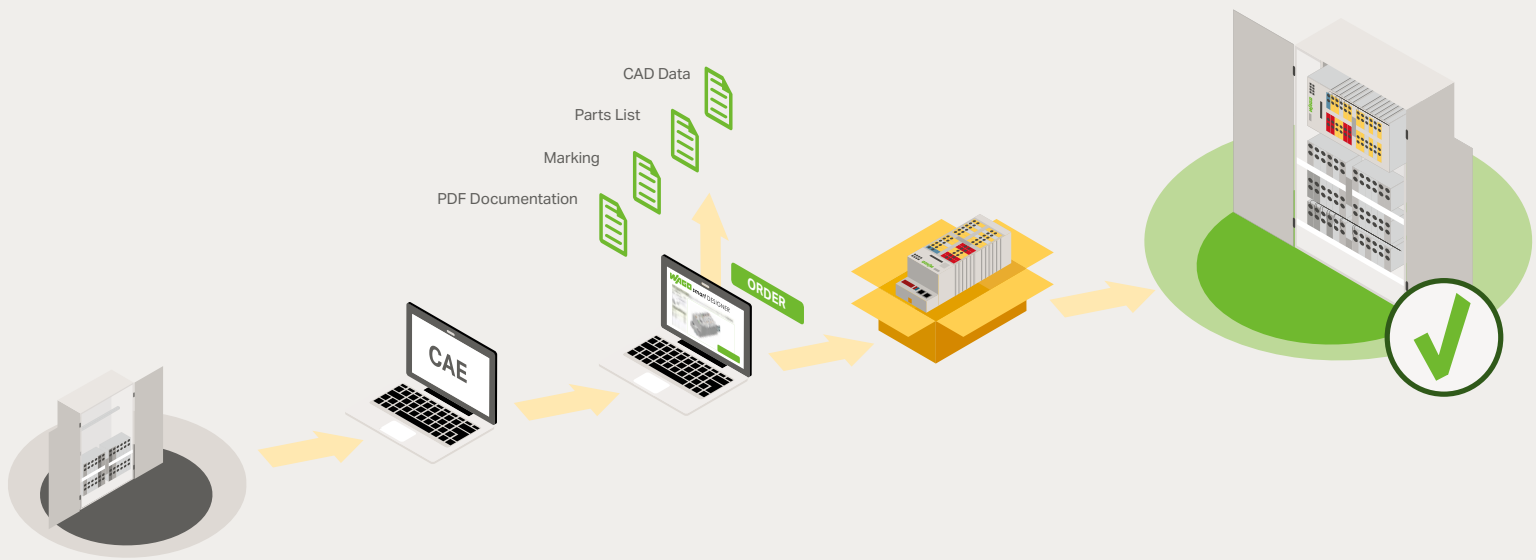
Roller; for WMB Inline; for Phoenix Contact rail-mount terminal blocks		
Color	Item No.	Pack. Unit
○ white	258-5009	1



Roller; for WMB Inline; for Weidmüller rail-mount terminal blocks		
Color	Item No.	Pack. Unit
● red	258-5010	1




Overview of Marking Accessories and Rollers for Smart Printer

Marking Accessories for Smart Printer					Rollers for Smart Printer	
Description	for Series	Color	Item No.	Color	Item No.	
 Marking strips; cable and conductor markers; device labels		–	–	● black	258-5006	
 WMB Inline; plain; 3.5 mm stretchable	2000, 2020	<ul style="list-style-type: none"> ○ white ● yellow ● red ● blue ○ gray ● orange ● light green ● green ● violet 	<ul style="list-style-type: none"> 2009-113 2009-113/000-002 2009-113/000-005 2009-113/000-006 2009-113/000-007 2009-113/000-012 2009-113/000-017 2009-113/000-023 2009-113/000-024 	● green	258-5007	
 WMB Inline; plain; 4 ... 4.2 mm stretchable	2001	<ul style="list-style-type: none"> ○ white ● yellow ● red ● blue ○ gray ● orange ● green ● violet 	<ul style="list-style-type: none"> 2009-114 2009-114/000-002 2009-114/000-005 2009-114/000-006 2009-114/000-007 2009-114/000-012 2009-114/000-023 2009-114/000-024 	● green	258-5007	
 WMB Inline; plain; 5 ... 5.2 mm stretchable	2002 ... 2016, 2022	<ul style="list-style-type: none"> ○ white ● yellow ● red ● blue ○ gray ● orange ● light green ● green ● violet 	<ul style="list-style-type: none"> 2009-115 2009-115/000-002 2009-115/000-005 2009-115/000-006 2009-115/000-007 2009-115/000-012 2009-115/000-017 2009-115/000-023 2009-115/000-024 	● green	258-5007	
 Mini-WSB Inline; plain; 5 ... 5.2 mm stretchable	769, 750	<ul style="list-style-type: none"> ○ white ● yellow ● red ● blue ○ gray ● orange ● green ● violet 	<ul style="list-style-type: none"> 2009-145 2009-145/000-002 2009-145/000-005 2009-145/000-006 2009-145/000-007 2009-145/000-012 2009-145/000-023 2009-145/000-024 	● blue	258-5008	
 WMB Inline; for Phoenix Contact rail-mount terminal blocks; plain; 5.2 mm stretchable; replaces UC-TM5 and ZB5 for Smart Printer serial numbers starting with GWAOxxx0814		○ white	2009-515	○ white	258-5009	
 WMB Inline; for Weidmüller rail-mount terminal blocks; plain; 5.2 mm stretchable; replaces WS 10/5		○ white	2009-615	● red	258-5010	



WAGO Smart Data

WAGO Smart Data

		Page
	WAGO Smart Data – Overview	18
	WAGO Marking Software Smart Script	22
	WAGO Configuration Software Smart Designer	23

WAGO Smart Data Overview

The cornerstone of each switchgear unit is not just the products used themselves, but also individualized electrical planning. To make your planning as smooth as possible from start to finish, WAGO offers you complete data, software tools and interfaces. Based on standards like eCI@ss (basic/advanced) or ETIM, the technical and commercial item data – available as product data for CAE or CAD – is machine-readable and fully compatible with your system. From electrical and mechanical planning to delivery, you save time and money every step of the way.

2

CAD

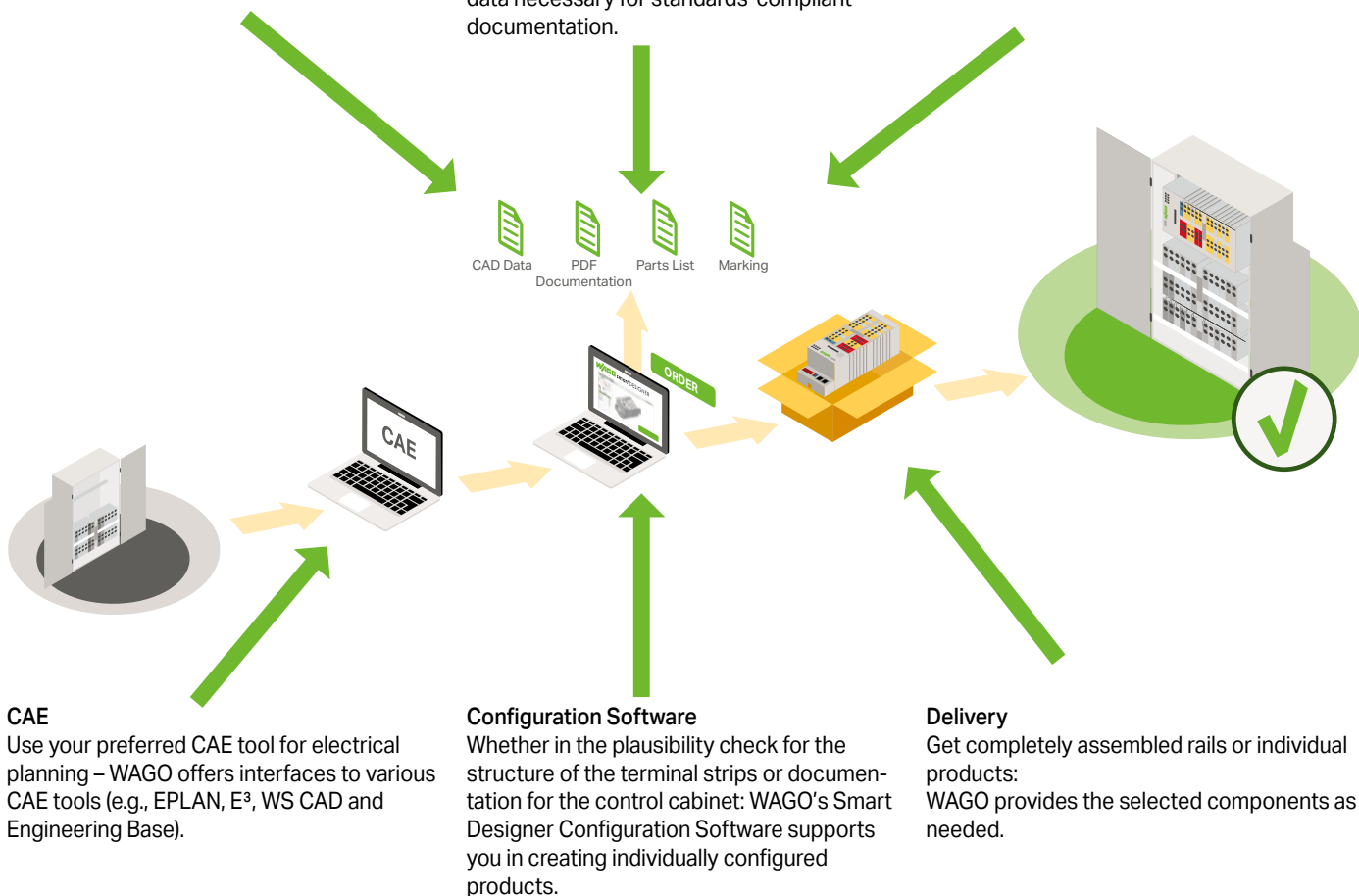
WAGO offers a large number of CAD formats for the configuring your design. Use your usual CAD tool to import your configuration from the WAGO's Smart Designer Configuration Software.

Documentation

Save time and avoid errors in the configuration of control cabinet documentation – automatically from WAGO's Smart Designer Configuration Software. You will benefit from having all the relevant product and process data necessary for standards-compliant documentation.

Marking

Marking control cabinets is easy with the WAGO Smart Printer. Depending on how you work, you have the option of printing markings from different systems.



CAE

Use your preferred CAE tool for electrical planning – WAGO offers interfaces to various CAE tools (e.g., EPLAN, E³, WS CAD and Engineering Base).

Configuration Software


Whether in the plausibility check for the structure of the terminal strips or documentation for the control cabinet: WAGO's Smart Designer Configuration Software supports you in creating individually configured products.

Delivery

Get completely assembled rails or individual products: WAGO provides the selected components as needed.

WAGO Smart Data

Familiar Planning in the CAE Tool



2

Use your familiar CAE tool for designing circuit diagrams. WAGO offers you high-quality CAE product data and CAE macros. Interfaces to a number of CAE tools (e.g., EPLAN, WS CAD, etc.) permit automatic construction of planned terminal strips in the Smart Designer configuration software.

Your Benefits:

- Use your preferred CAE tool – WAGO offers interfaces to various systems.
- Instead of entering item numbers, use the bidirectional interface to plan faster with function definitions.
- Pass the circuit diagrams to the Smart Designer Configuration Software, construct terminal strips automatically and save a great deal of time.
- Plausibility checks in the Smart Designer Configuration Software help you avoid errors in your planning. Any missing components, such as an end and intermediate plate, are added automatically.
- Automatic transfer of the printing data from the CAE tool to the thermal transfer Smart Printer minimizes time and errors.
- The simple, clearly arranged selection of marking materials and automatic adjustment of the font size to the corresponding marking field help you avoid errors and reduce costs.



WAGO Smart Data

Configuration of Individual Products

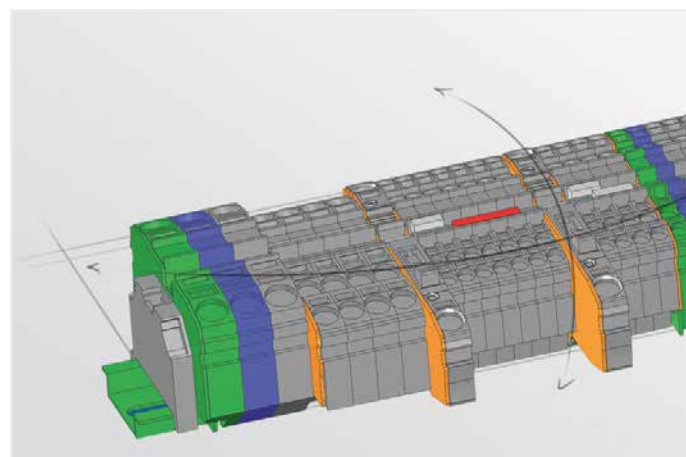

2



The Smart Designer Configuration Software allows project planning for WAGO products in 3D. The configurator can be accessed via Web browser with no installation, making it available any time, anywhere in the world.

Your Benefits:

- Easy cooperation on a configuration project, even at different development sites
- Save time and avoid errors with location-independent project processing, without different processing statuses, data exchange via email etc.
- Work easily with detailed 3D models in the Smart Designer Configuration Software: Add access straightforwardly and handle projects more easily with realistic products.
- Get your bearings quickly and save time with a selection of pre-defined standard views.
- Item numbers always up-to-date
- Plausibility checks in the Smart Designer Configuration Software help you avoid planning errors.
- Insert user-specific products as placeholders.




CAD Configuration

Use your usual CAD tool to import your configuration from the Smart Designer configuration software. This is possible without exception thanks to the availability of various CAD formats (neutral and native 2D/3D CAD formats). Technical and commercial item information is available to you with high-quality data. You determine the product data granularity yourself.

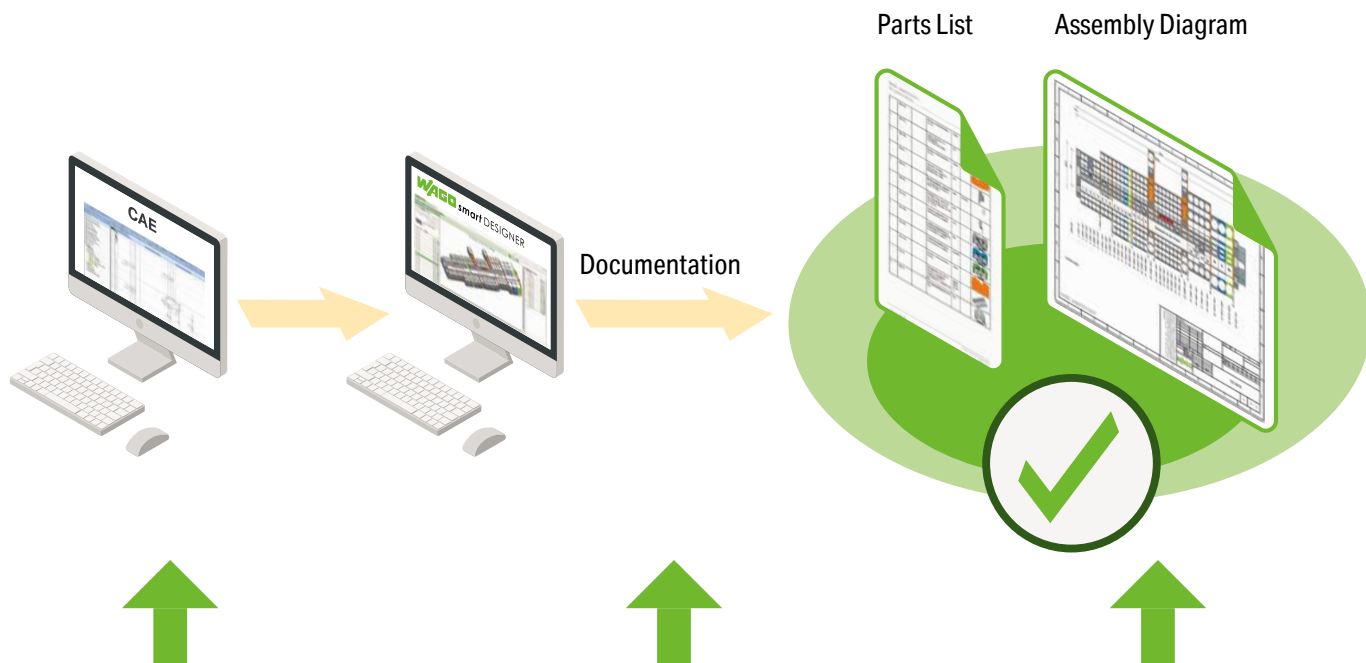
WAGO Smart Data

Parts Lists and Assembly Diagrams



2

Export parts lists and assembly diagrams directly from the Smart Designer Configuration Software to configure production documents or support ordering for the purchasing department. Benefit from the automatic import of item numbers for individual components to your ERP system and from complete, standards-compliant PDF documentation (e.g., per FSF standard for track and rail vehicles).



CAE

Use your preferred CAE tool for electrical planning – WAGO offers interfaces to various CAE tools (e.g., EPLAN, E³, WS CAD and Engineering Base).

Smart Designer

Use the Smart Designer Configuration Software to prepare control cabinet documentation quickly and easily. For every configuration, you can get parts lists and assembly diagrams automatically at the push of a button.

Parts Lists and Assembly Diagrams

Export parts lists and assembly diagrams directly from the Smart Designer Configuration Software to create production documents or support ordering for the purchasing process. Benefit from the automatic import of item numbers for individual components to your ERP system and from complete, standards-compliant PDF documentation (e.g., per FSF standard for track and rail vehicles).

WAGO Marking Software Smart Script Intuitive Marking Software

Smart Script is the new software for WAGO's compact Thermal Transfer Smart Printer. The self-explanatory and intuitive software is perfectly tailored to all control cabinet marking requirements.

Combining superior usability with a modern design, Smart Script helps the user complete the task quickly and easily with just a few clicks. For example, Smart Script can be used to easily customize type labels, as well as define and print barcodes and graphic elements.

→ **Modern Design:**
Appealing and intuitive workflow

→ **All Applications in One Software:**
Fast and easy to use; printer driver and all settings integrated

→ **For Any Control Cabinet Marking Application:**
Professional marking of terminal blocks, labels, type plates and conductor markers



WAGO Configuration Software Smart Designer Smart Designer in HTML5


Updated to HTML5, WAGO's Smart Designer Configuration Software comes with a new design and additional features.

The new software offers a modern and intuitive user interface for maximum usability. In addition, there is better support for mobile devices, expanding the scope of applications and allowing the software to be used at any time and from anywhere. With this future-ready Web application standard, WAGO offers a tool that perfectly supports the engineering process.

All familiar tried and tested functions of the previous Smart Designer version have been retained. The updated tool allows projects from different CAE planning tools to be imported via an interface and a plausibility check to be performed, for example. Based on WAGO's expertise, a check is performed of whether the configured structure is possible and, for rail-mount terminal blocks, the correct jumpers are placed according to the planning. Alternatively, a combination of rail-mount terminal blocks or a custom connector can be created directly in the software, and an offer can be requested with a click.

- Future-ready Web application standard
- Modern, intuitive user interface
- Better support for mobile devices
- All familiar functions retained











2





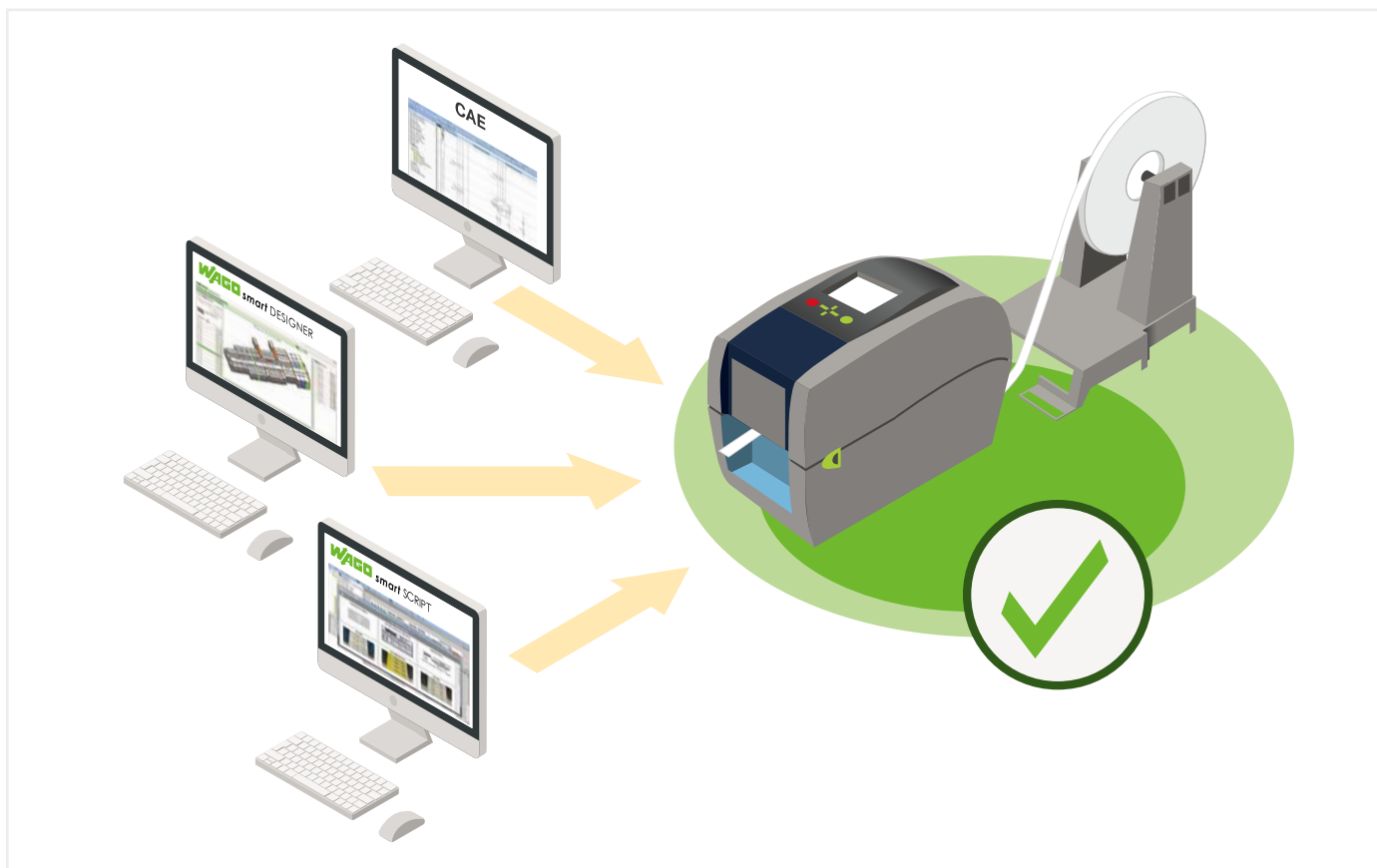
WAGO Products for the WAGO Thermal Transfer Smart Printer

WAGO Products for the WAGO Thermal Transfer Smart Printer

	Page
	28
	28
	29
	32
	33
	33
	33
	33
	34
	36

Printing with the Thermal Transfer Smart Printer

3



Direct Printing from a CAE System

With the perfect EPLAN interfaces, both terminal block markings and marking accessories for electrical equipment and conductors can be conveniently generated directly from a CAE system. Direct connection to the Thermal Transfer Smart Printer accelerates the manufacturing process.



Generate Marking Data from the Configuration Software

Save time and reduce your costs by printing markings directly from WAGO's Smart Designer Configuration Software on the economical Thermal Transfer Smart Printer. Configured terminal strips can be printed with just a few mouse clicks.



WAGO Marking Software Smart Script

With its intuitive operation, this clearly structured marking software is suitable for all WAGO markers. Eliminate duplicated effort and simply export data from Excel or CAE systems for marking your terminal strips.

3

WMB Inline; Mini-WSB Inline; Micro-WSB Inline

For Terminal Block Widths 3.5 mm, 4 ... 4.2 mm and from 5 mm



- Plain
- Markers on a reel
- Printable with Smart Printer (suitable rollers on page 15)

Use		
Marker Width	Can be snapped onto the following terminal block series:	
	(connected markers)	(only individual markers)
3.5 mm	2000, 2001, 2020	-
4 ... 4.2 mm	279, 280, 780, 2001	281 ... 285, 727, 781 ... 785, 869, 870, 2022
5 ... 5.2 mm	270, 280 ... 285, 780 ... 785, 869, 870, 880, 2002, 2003, 2022	285, 727, 745, 746, 834, 857, 2004 ... 2016

WMB Inline; for WAGO rail-mount terminals blocks				
Color	2300 markers/reel	2000 markers/reel	1500 markers/reel	Pack. Unit
	3.5 mm Item No.	4 ... 4.2 mm Item No.	5 ... 5.2 mm Item No.	
○ white	2009-113	2009-114	2009-115	1
● yellow	2009-113/000-002	2009-114/000-002	2009-115/000-002	1
● red	2009-113/000-005	2009-114/000-005	2009-115/000-005	1
● blue	2009-113/000-006	2009-114/000-006	2009-115/000-006	1
○ gray	2009-113/000-007	2009-114/000-007	2009-115/000-007	1
● orange	2009-113/000-012	2009-114/000-012	2009-115/000-012	1
● light green	2009-113/000-017	-	2009-115/000-017	1
● green	2009-113/000-023	2009-114/000-023	2009-115/000-023	1
● violet	2009-113/000-024	2009-114/000-024	2009-115/000-024	1

WMB Inline; for Phoenix Contact rail-mount terminal blocks; replaces UC-TM5 and ZB5 markers		
Color	900 markers/reel	Pack. Unit
	5 ... 5.2 mm Item No.	
○ white	2009-515	1

WMB Inline markers; Weidmüller rail-mount terminal blocks; replaces WS 10/5 marker		
Color	1200 markers/reel	Pack. Unit
	5 ... 5.2 mm Item No.	
○ white	2009-615	1

Mini-WSB Inline; for WAGO rail-mount terminal blocks		
Color	1700 markers/reel	Pack. Unit
	5 ... 5.2 mm Item No.	
○ white	2009-145	1
● yellow	2009-145/000-002	1
● red	2009-145/000-005	1
● blue	2009-145/000-006	1
○ gray	2009-145/000-007	1
● orange	2009-145/000-012	1
● green	2009-145/000-023	1
● violet	2009-145/000-024	1

Micro-WSB Inline; for 2857 Series Modular Empty Housings		
Color	2000 markers/reel	Pack. Unit
	4 mm Item No.	
○ white	2009-141	1

Marking Strip



Marking strips; plain; 11 mm wide; 50 m/reel; for WAGO TOPJOB® S and 285 Series Rail-Mount Terminal Blocks

Color	Item No.	Pack. Unit
○ white	2009-110	1



Marking strip; plain; 7.5 mm wide; 50 m/reel; for Series 270, 862, 869, 870

Color	Item No.	Pack. Unit
○ translucent	709-177	1
○ white	709-178	1




Marking strip; self-adhesive; plain; 10 mm wide; 20 m/reel

Color	Item No.	Pack. Unit
○ white	210-870	1
● silver	210-871	1

Marking strip; self-adhesive; plain; 12.7 mm wide; 20 m/reel; for Siemens ET200

Color	Item No.	Pack. Unit
○ white	210-880	1
● yellow	210-880/000-002	1



Marking strip; plain; 10 mm wide; 50 m/reel; for 757 Series

Color	Item No.	Pack. Unit
○ white	757-901/000-050	1

Marking strip; self-adhesive; plain; 20 mm wide; 20 m/reel

Color	Item No.	Pack. Unit
○ white	210-872	1
● silver	210-873	1

Marking strip; self-adhesive; plain; 22.6 mm wide; 20 m/reel; for Siemens S7

Color	Item No.	Pack. Unit
○ white	210-882	1
● yellow	210-882/000-002	1

Marking strip; self-adhesive; plain; 30 mm wide; 20 m/reel

Color	Item No.	Pack. Unit
○ white	210-874	1
● yellow	210-874/000-002	1
● silver	210-875	1

Marking strip; self-adhesive; plain; 46 mm wide; 20 m/reel

Color	Item No.	Pack. Unit
○ white	210-876	1
● yellow	210-876/000-002	1
● silver	210-877	1

Marking strip; self-adhesive; plain; 99 mm wide; 20 m/reel; for TP 298+

Color	Item No.	Pack. Unit
○ white	210-878	1
● silver	210-879	1

3

Cable and Conductor Markers Description and Installation

3



Remove the marker printed with Smart Printer from the roll.



Slide the marker into the marking sleeve receptacle. Exchanging the marker is also possible after the conductor has been terminated.




Compress the sleeve and slide it onto the conductor to be marked.



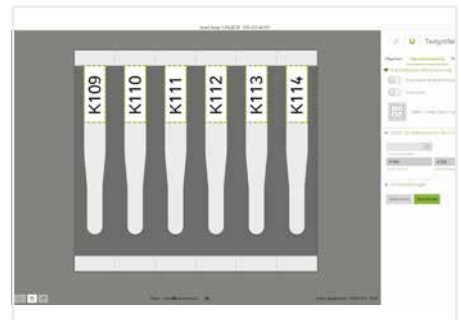
Suitable markers are supplied on a reel for insertion into Smart Printer.



Cable Tie Markers



Smart Printer, for printing markers and much more.




Smart Script, for marking markers and much more.

Cable and Conductor Markers Description and Installation



Slide the marker through the marker slot up to the end of the sleeve.



Then remove the rest of the card by twisting it off.

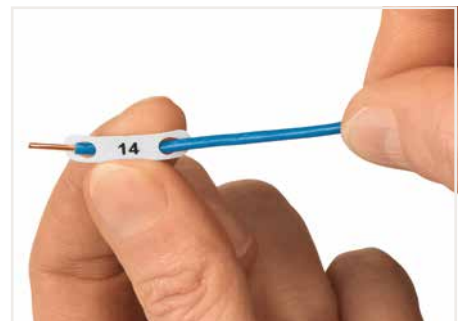


Attach the marking sleeve (211-829) to individual cables or conductors via cable ties.

3



Wire markers for thread-on mounting, for wire cross section 0.75 ... 6 mm²



Conductor marker for thread-on mounting



Remove the printed label from the sheet or reel.



Wrap the label around the conductor or cable.



The transparent laminate protects the marking.

Sleeve with Printable Markers



3

Sleeve; 12 mm long; for conductor diameters 1.4 ... 5 mm; halogen-free

Color	Item No.	Pack. Unit
○ transparent	211-812	500

Sleeve; 23 mm long; for conductor diameters 1.4 ... 5 mm; halogen-free

Color	Item No.	Pack. Unit
○ transparent	211-823	500

Sleeve; 23 mm long; mounting with cable ties; halogen-free

Color	Item No.	Pack. Unit
○ transparent	211-829	500

Sleeve; 12 mm long; for conductor diameters 5 ... 11 mm; halogen-free

Color	Item No.	Pack. Unit
○ transparent	211-813	500

Sleeve; 23 mm long; for conductor diameters 5 ... 11 mm; halogen-free

Color	Item No.	Pack. Unit
○ transparent	211-824	200

Sleeve; 23 mm long; for conductor diameters 1.5 ... 2.5 mm; contains halogens

Color	Item No.	Pack. Unit
○ transparent	211-922	1000

Sleeve; 23 mm long; for conductor diameters 2 ... 4 mm; contains halogens

Color	Item No.	Pack. Unit
○ transparent	211-923	500

Sleeve; 23 mm long; for conductor diameters 4 ... 7 mm; contains halogens

Color	Item No.	Pack. Unit
○ transparent	211-924	500

Sleeve; 23 mm long; for conductor diameters 6 ... 10 mm; contains halogens

Color	Item No.	Pack. Unit
○ transparent	211-925	200

Sleeve; 23 mm long; for conductor diameters 10 ... 14 mm; contains halogens

Color	Item No.	Pack. Unit
○ transparent	211-926	200

Sleeve; 23 mm long; for conductor diameters 14 ... 22 mm; contains halogens

Color	Item No.	Pack. Unit
○ transparent	211-927	100

Item-Specific Accessories

Marker; 12 x 4 mm; 2500 labels/reel

Color	Item No.	Pack. Unit
white	211-811	1



Item-Specific Accessories

Marker; 23 x 4 mm; 2500 labels/reel

Color	Item No.	Pack. Unit
white	211-821	1



Item-Specific Accessories

Marker; 23 x 4 mm; 2500 labels/reel

Color	Item No.	Pack. Unit
white	211-821	1



Cable tie; 2.5 x 100 mm

	807-090/ 101-100	1
--	---------------------	---



Self-Laminating Label; Wire Marker for Thread-On Marking; Shrink Tube for Conductor Marking; Cable Tie Marker



Self-laminating label; Marking area: 9 x 18 mm; 1000 labels per reel

Color	Item No.	Pack. Unit
○ white	211-855	1



Conductor marker for thread-on mounting; for conductor cross sections 0.75 ... 1.5 mm²; 1000 markers per reel

Color	Item No.	Pack. Unit
○ white	211-861	1



Shrink tube for conductor marking; Ø 2.4 mm; for conductor cross sections 0.25 ... 0.75 mm²; 20 m/reel

Color	Item No.	Pack. Unit
○ white	211-500	1
● yellow	211-500/000-002	1

Self-laminating label; Marking area: 15 x 22 mm; 1000 labels per reel

Color	Item No.	Pack. Unit
○ white	211-856	1

Conductor marker for thread-on mounting; for conductor cross sections 2.5 ... 6 mm²; 1000 markers per reel

Color	Item No.	Pack. Unit
○ white	211-862	1

Shrink tube for conductor marking; Ø 3.2 mm; for conductor cross sections 0.75 ... 1 mm²; 20 m/reel

Color	Item No.	Pack. Unit
○ white	211-501	1
● yellow	211-501/000-002	1

Self-laminating label; Marking area: 18 x 44 mm; 500 labels per reel

Color	Item No.	Pack. Unit
○ white	211-857	1

Conductor marker for thread-on mounting; for conductor cross sections 6 ... 16 mm²; 1000 markers per reel

Color	Item No.	Pack. Unit
○ white	211-863	1

Shrink tube for conductor marking; Ø 4.8 mm; for conductor cross sections 1 ... 2.5 mm²; 20 m/reel

Color	Item No.	Pack. Unit
○ white	211-502	1
● yellow	211-502/000-002	1

Note:
Switch to 258-5014 Ink Ribbon in Smart Printer.



Cable tie marker; Dimensions: 25 x 20 mm; Marking area: 25 x 10 mm; 500 per reel

Color	Item No.	Pack. Unit
○ white	211-835	1

Shrink tube for conductor marking; Ø 6.4 mm; for conductor cross sections 4 ... 6 mm²; 20 m/reel

Color	Item No.	Pack. Unit
○ white	211-503	1
● yellow	211-503/000-002	1

Shrink tube for conductor marking; Ø 9.5 mm; for conductor cross sections 10 ... 16 mm²; 15 m/reel

Color	Item No.	Pack. Unit
○ white	211-504	1
● yellow	211-504/000-002	1

Cable tie marker; Inner wrap (marking area on the inner side); Dimensions: 117.5 x 15 mm; Marking area: 100 x 15 mm; 800 markers per reel

Color	Item No.	Pack. Unit
○ white	211-836	1
● yellow	211-836/000-002	1

Shrink tube for conductor marking; Ø 12.7 mm; for conductor cross sections 25 ... 35 mm²; 15 m/reel

Color	Item No.	Pack. Unit
○ white	211-505	1
● yellow	211-505/000-002	1

Shrink tube for conductor marking; Ø 19 mm; for conductor cross sections 35 ... 50 mm²; 15 m/reel

Color	Item No.	Pack. Unit
○ white	211-506	1
● yellow	211-506/000-002	1

Note:
The shrink ratio is 2:1.

Item-Specific Accessories

Cable tie; 2.5 x 100 mm

807-090/101-100	1
-----------------	---

Label Roll; Continuous Label

3



Label reel; self-adhesive; plain; Dimensions: 15 x 6 mm; 3000 labels/reel

Color	Item No.	Pack. Unit
○ white	210-805	1
● yellow	210-805/000-002	1

Label reel; self-adhesive; plain; Dimensions: 15 x 9 mm; 3000 labels/reel

Color	Item No.	Pack. Unit
○ white	210-806	1
● yellow	210-806/000-002	1

Label reel; self-adhesive; plain; Dimensions: 20 x 8 mm; 3000 labels/reel


Color	Item No.	Pack. Unit
○ white	210-807	1
● yellow	210-807/000-002	1

Label reel; self-adhesive; plain; Dimensions: 9.5 x 25 mm; 1500 labels/reel; 3-row

Color	Item No.	Pack. Unit
○ white	210-808	1

Label reel; self-adhesive; plain; Dimensions: 5 x 35 mm; 1500 labels/reel; 1 line

Color	Item No.	Pack. Unit
○ white	210-810	1



Label reel; fabric; self-adhesive; plain; Dimensions: 20 x 7 mm; 3000 labels/reel

Color	Item No.	Pack. Unit
○ white	210-811	1
● yellow	210-811/000-002	1



Continuous label; self-adhesive; plain; 9 lines, 25 m each; 2.3 mm wide

Color	Item No.	Pack. Unit
○ white	210-831	1

Continuous label; self-adhesive; plain; 9 lines, 25 m each; 3 mm wide

Color	Item No.	Pack. Unit
○ white	210-832	1

Continuous label; self-adhesive; plain; 5 lines, 25 m each; 5 mm wide

Color	Item No.	Pack. Unit
○ white	210-834	1

Continuous label; self-adhesive; plain; 5 lines, 25 m each; 6 mm wide

Color	Item No.	Pack. Unit
○ white	210-833	1

Circuit Marking Label; Type Label



Circuit marking label; self-adhesive; plain; divided into two fields; 750 labels/reel; 1 line

Color	Item No.	Pack. Unit
○ white	210-813	1



Circuit marking label; self-adhesive; plain; divided into three fields; 750 labels/reel; 1 line

Color	Item No.	Pack. Unit
○ white	210-814	1



Type label; Dimensions: 70 x 33 mm; 500 labels/reel

Color	Item No.	Pack. Unit
○ white	210-801	1
● silver	210-802	1

Type label; Dimensions: 44 x 99 mm; 500 labels/reel

Color	Item No.	Pack. Unit
○ white	210-803	1
● silver	210-804	1

Type label; Dimensions: 25 x 50 mm; 500 labels/reel

Color	Item No.	Pack. Unit
● silver	210-812	1

Push-Button Label

3



Push-button label (for Eaton); Dimensions: 26.5 x 18 mm; 1000 labels/reel

Color	Item No.	Pack. Unit
<input type="radio"/> silver	210-850	1

Item-Specific Accessories

Cover; Dimensions: 26.5 x 18 mm; for mounting the 210-850 Push-Button Label

<input type="radio"/> transparent	210-851	100
-----------------------------------	---------	-----



Push-button label (for Siemens); Dimensions: 27.5 x 17.5 mm; 1000 labels/reel

Color	Item No.	Pack. Unit
<input type="radio"/> silver	210-856	1

Item-Specific Accessories

Cover; Dimensions: 27.5 x 17.5 mm; for mounting the 210-856 Push-Button Label

<input type="radio"/> transparent	210-857	100
-----------------------------------	---------	-----



Push-button label (for Siemens); Dimensions: 22 x 22 mm; 1000 labels/reel

Color	Item No.	Pack. Unit
<input type="radio"/> silver	210-858	1

Item-Specific Accessories

Cover; Dimensions: 22 x 22 mm; for mounting the 210-858 Push-Button Label

<input type="radio"/> transparent	210-859	100
-----------------------------------	---------	-----



Push-button label (for Siemens); Dimensions: 27 x 27 mm; 1000 labels/reel

Color	Item No.	Pack. Unit
<input type="radio"/> silver	210-860	1

Item-Specific Accessories

Cover; Dimensions: 27 x 27 mm; for mounting the 210-860 Push-Button Label

<input type="radio"/> transparent	210-861	100
-----------------------------------	---------	-----



Push-button label (for Siemens); Dimensions: 27.5 x 12.5 mm; 1000 labels/reel

Color	Item No.	Pack. Unit
<input type="radio"/> silver	210-862	1

Item-Specific Accessories

Cover; Dimensions: 27.5 x 12.5 mm; for mounting the 210-862 Push-Button Label

<input type="radio"/> transparent	210-863	100
-----------------------------------	---------	-----



Push-Button Label



Similar to picture

Push-button label; Dimensions: 27 x 19 mm; 350 labels/reel		
Color	Item No.	Pack. Unit
○ silver	210-852	1




Similar to picture

Push-button label; Dimensions: 27 x 18 mm; 350 labels/reel		
Color	Item No.	Pack. Unit
○ silver	210-855	1



Push-button label; Dimensions: 22 x 22 mm; 300 labels/reel		
Color	Item No.	Pack. Unit
○ silver	210-847	1

Item-Specific Accessories
 Universal push-button frame; Dimensions: 27 x 19 mm; for mounting the 210-852 Push-Button Label

	black	210-853	100
---	-------	---------	-----



Similar to picture

Push-button label; Dimensions: 27 x 27 mm; 250 labels/reel		
Color	Item No.	Pack. Unit
○ silver	210-848	1






Push-button label; Dimensions: 28 x 28 mm; 500 labels/reel		
Color	Item No.	Pack. Unit
○ silver	210-854	1

3



WAGO Printed Materials

WAGO Printed Materials

	Page
	42
	46
	48

WAGO Printed Materials Description and Installation



Separating a strip from the WMB or WMB marker card.



Stretching a WMB marker strip.




Separating an individual marker from the WMB marker strip – for larger terminal blocks.

4




Marking via Mini-WSB Quick Marking System.



WMB markers in Mini-WSB marker slots
Marking strip, translucent
Mini-WSB markers






WMB Inline markers
Snapping a strip into the marker slot.



WMB "decade" marking



Snapping a WMB marking strip into the marker slot.



Snapping a WMB marker strip into the marker slot of the double marker carrier.

4

WAGO Multi Marking System (WMB)

For Terminal Block Widths 3.5 mm, 4 ... 4.2 mm and from 5 mm



- Consecutive numbers per strip
- 10 strips with 10 markers per card

Use		
Marker Width	Can be snapped onto the following terminal block series:	
	(connected markers)	(only individual markers)
3.5 mm	2000, 2020	-
4 ... 4.2 mm	279, 2001	-
5 ... 5.2 mm	270, 280, 780, 869, 870, 880, 2002, 2003, 2022	Terminal blocks with spacing > 5 ... 5.2 mm
5 ... 17.5 mm	270, 280, 780, 869, 870, 880	281 to 285, 781 to 785, 2002, 2004, 2005, 2006, 2007, 2010, 2016, 2022


For Single-Deck Terminal Blocks										
Color	Marking	Horizontal Marking				Vertical Marking				Pack. Unit
		5 mm Item No.	5 ... 5.2 mm Item No.	4 ... 4.2 mm Item No.	3.5 mm Item No.	5 mm Item No.	5 ... 5.2 mm Item No.	4 ... 4.2 mm Item No.	3.5 mm Item No.	
○ white	1 ... 10 (10 x)	793-502	793-5502	793-4502	793-3502	793-602	793-5602	793-4602	upon request	5
○ white	11 ... 20 (10 x)	793-503	793-5503	793-4503	793-3503	793-603	793-5603	793-4603		5
○ white	21 ... 30 (10 x)	793-504	793-5504	793-4504	793-3504	793-604	793-5604	793-4604		5
○ white	31 ... 40 (10 x)	793-505	793-5505	793-4505	793-3505	793-605	793-5605	793-4605		5
○ white	41 ... 50 (10 x)	793-506	793-5506	793-4506	793-3506	793-606	793-5606	793-4606		5
○ white	51 ... 60 (10 x)	793-569	793-5569	793-4569		794-601	794-5601	794-4601		5
○ white	61 ... 70 (10 x)	793-570	793-5570	793-4570		794-602	794-5602	794-4602		5
○ white	71 ... 80 (10 x)	793-571	793-5571	793-4571		794-603	794-5603	794-4603		5
○ white	81 ... 90 (10 x)	793-572	793-5572	793-4572		794-604	794-5604	794-4604		5
○ white	91 ... 100 (10 x)	793-573	793-5573	793-4573		794-605	794-5605	794-4605		5
○ white	1 ... 50 (2 x)	793-566	793-5566	793-4566	793-3566	793-666	793-5666	793-4666		5
○ white	51 ... 100 (2 x)	793-507	793-5507	793-4507	793-3507	793-607	793-5607	793-4607		5
○ white	101 ... 150 (2 x)	793-508	793-5508	793-4508	793-3508	793-608	793-5608	793-4608		5
○ white	151 ... 200 (2 x)	793-509	793-5509	793-4509	793-3509	793-609	793-5609	793-4609		5
○ white	201 ... 300 (1 x)	793-510	793-5510	793-4510	793-3510	793-610	793-5610	793-4610		5
○ white	301 ... 400 (1 x)	793-511	793-5511	793-4511		793-611	793-5611	793-4611		5
○ white	401 ... 500 (1 x)	793-512	793-5512	793-4512		793-612	793-5612	793-4612		5
○ white	501 ... 600 (1 x)	793-513	793-5513	793-4513		793-613	793-5613	793-4613		5
○ white	601 ... 700 (1 x)	793-514	793-5514	793-4514		793-614	793-5614	793-4614		5
○ white	701 ... 800 (1 x)	793-515	793-5515	793-4515		793-615	793-5615	793-4615		5
○ white	801 ... 900 (1 x)	793-516	793-5516	793-4516		793-616	793-5616	793-4616		5
○ white	901 ... 1000 (1 x)	793-517	793-5517	793-4517		793-617	793-5617	793-4617		5
○ white	1 ... 9 (10 x)	793-565	793-5565	793-4565	793-3565					5
○ white	101, 101, 101, 102, ..., 130, 130, 130 (1 x)					793-667	793-5667	793-4667		5
○ white	131, 131, 131, 132, ..., 160, 160, 160 (1 x)					793-668	793-5668	793-4668		5

For Double-Deck Terminal Blocks										
Color	Marking	Horizontal Marking				Vertical Marking				Pack. Unit
		5 mm Item No.	5 ... 5.2 mm Item No.	4 ... 4.2 mm Item No.	3.5 mm Item No.	5 mm Item No.	5 ... 5.2 mm Item No.	4 ... 4.2 mm Item No.	3.5 mm Item No.	
○ white	1, 3, 5, ..., 99 and 2, 4, 6, ..., 100 (1 x)	793-599	793-5599	793-4599	793-3599	793-699	793-5699	793-4699		5
○ white	101, 103, 105, ..., 149 and 102, 104, 106, ..., 150 (2 x)					793-900	793-5900	793-4900		5

For Triple-Deck Terminal Blocks										
Color	Marking	Horizontal Marking				Vertical Marking				Pack. Unit
		5 mm Item No.	5 ... 5.2 mm Item No.	4 ... 4.2 mm Item No.	3.5 mm Item No.	5 mm Item No.	5 ... 5.2 mm Item No.	4 ... 4.2 mm Item No.	3.5 mm Item No.	
○ white	1, 4, 7, ..., 88 and 2, 5, 8, ..., 89 and 3, 6, 9, ..., 90 and 91, 94, 97, 92, 95, 98, 93, 96, 99, ; (1 x)	794-557	794-5557			794-657	794-5657			5
○ white	100, 103, 106, ..., 187 and 101, 104, 107, ..., 188 and 102, 105, 108, ..., 189 and 190, 193, 196, 191, 194, 197, 192, 195, 198, ; (1 x)	794-558	794-5558			794-658	794-5658			5

WAGO Multi Marking System (WMB)

For Terminal Block Widths 3.5 mm, 4 ... 4.2 mm and from 5 mm



- Consecutive letters/symbols each strip
- 10 strips with 10 markers per card

Use		
Marker Width	Can be snapped onto the following terminal block series:	
	(connected markers)	(only individual markers)
3.5 mm	2000, 2020	-
4 ... 4.2 mm	279, 2001	-
5 ... 5.2 mm	270, 280, 780, 869, 870, 880, 2002, 2003, 2022	Terminal blocks with spacing > 5 ... 5.2 mm
5 ... 17.5 mm	270, 280, 780, 869, 870, 880	281 to 285, 781 to 785, 2002, 2004, 2005, 2006, 2007, 2010, 2016, 2022

Color	Marking	Horizontal Marking				Vertical Marking				Pack. Unit
		5 mm Item No.	5 ... 5.2 mm Item No.	4 ... 4.2 mm Item No.	3.5 mm Item No.	5 mm Item No.	5 ... 5.2 mm Item No.	4 ... 4.2 mm Item No.	3.5 mm Item No.	
○ white	L1 (100 x)	793-574	793-5574	793-4574	upon request	793-674	793-5674	793-4674	upon request	5
○ white	L2 (100 x)	793-575	793-5575	793-4575		793-675	793-5675	793-4675		5
○ white	L3 (100 x)	793-576	793-5576	793-4576		793-676	793-5676	793-4676		5
○ white	N (100 x)	793-577	793-5577	793-4577		793-677	793-5677	793-4677		5
○ white	GND (100 x)	793-578	793-5578	793-4578		793-678	793-5678	793-4678		5
○ white	PEN (100 x)	793-579	793-5579	793-4579		793-679	793-5679	793-4679		5
○ white	Ground (symbol) (100 x)	793-580	793-5580	793-4580		793-680	793-5680	793-4680		5
○ white	R (100 x)	793-581	793-5581	793-4581		793-681	793-5681	793-4681		5
○ white	S (100 x)	793-582	793-5582	793-4582		793-682	793-5682	793-4682		5
○ white	T (100 x)	793-583	793-5583	793-4583		793-683	793-5683	793-4683		5
○ white	+/- (50 x)	793-552	793-5552	793-4552		793-652	793-5652	793-4652		5
○ white	a, b, c, e, u, v, w, x, y, z (10 x)	793-543	793-5543	793-4543		793-643	793-5643			5
○ white	R, S, T, U, V, W, X, Y, Z, Mp (10 x)	793-544	793-5544	793-4544	793-3544	793-644	793-5644	793-4644		5
○ white	A, B, P, N, GND, PEN, L1, L2, L3, ground (symbol) (10 x)	793-545	793-5545	793-4545	793-3545	793-645	793-5645	793-4645		5
○ white	U, V, W, N, GND, U, V, W, N, GND (10 x)	793-474	793-5474	793-4474		794-674	794-5674	794-4674		5
○ white	L1, L2, L3, N, GND, L1, L2, L3, N, GND (10 x)	793-472	793-5472	793-4472		794-672	794-5672	794-4672		5
○ white	U1, V1, W1, U1, V1, W1, U1, V1, W1, ... (10 x)	793-487	793-5487	793-4487		793-687	793-5687	793-4687		5
○ white	U2, V2, W2, U2, V2, W2, U2, V2, W2, ... (10 x)	793-494	793-5494	793-4494		793-694	793-5694	793-4694		5
○ white	U3, V3, W3, U3, V3, W3, U3, V3, W3, ... (10 x)	793-495	793-5495	793-4495		793-695	793-5695	793-4695		5
○ white	U4, V4, W4, U4, V4, W4, U4, V4, W4, ... (10 x)	793-496	793-5496	793-4496		793-696	793-5696	793-4696		5
○ white	U5, V5, W5, U5, V5, W5, U5, V5, W5, ... (10 x)	793-497	793-5497			793-697	793-5697	793-4697		5
○ white	U6, V6, W6, ..., U6, V6, W6, ... to U9, V9, W9, ..., U9, V9, W9, ... (2 x)	793-498	793-5498			793-698	793-5698			5
○ white	R1, S1, T1, U1, V1, W1, X1, Y1, Z1, SL (10 x)	793-546	793-5546	793-4546		793-646	793-5646	793-4646		5
○ white	R2, S2, T2, U2, V2, W2, X2, Y2, Z2, SL (10 x)	793-547	793-5547	793-4547		793-647	793-5647			5
○ white	R3, S3, T3, U3, V3, W3, X3, Y3, Z3, SL (10 x)	793-548	793-5548	793-4548		793-648	793-5648			5
○ white	R4, S4, T4, ..., Y4, Z4, SL and R5, S5, T5, ..., Y5, Z5, SL (5 x)	793-549	793-5549	793-4549		793-649				5
○ white	R6, S6, T6, ..., Y6, Z6, SL to R10, S10, T10, ..., Y10, Z10, SL (2 x)	793-550	793-5550			793-650				5

WAGO Multi Marking System (WMB)

For Terminal Block Widths 3.5 mm, 4 ... 4.2 mm and from 5 mm



- Same numbers per strip
- 10 strips with 10 markers per card

Use		
Marker Width	Can be snapped onto the following terminal block series:	
	(connected markers)	(only individual markers)
3.5 mm	2000, 2020	-
4 ... 4.2 mm	279, 2001	-
5 ... 5.2 mm	270, 280, 780, 869, 870, 880, 2002, 2003, 2022	Terminal blocks with spacing > 5 ... 5.2 mm
5 ... 17.5 mm	270, 280, 780, 869, 870, 880	281 to 285, 781 to 785, 2002, 2004, 2005, 2006, 2007, 2010, 2016, 2022

Color	Marking	Horizontal Marking				Vertical Marking				Pack. Unit
		5 mm Item No.	5 ... 5.2 mm Item No.	4 ... 4.2 mm Item No.	3.5 mm Item No.	5 mm Item No.	5 ... 5.2 mm Item No.	4 ... 4.2 mm Item No.	3.5 mm Item No.	
○ white	1 / 2 (50 x)	793-518	793-5518	793-4518	upon request	793-618	793-5618	793-4618	upon request	5
○ white	3 / 4 (50 x)	793-519	793-5519	793-4519		793-619	793-5619	793-4619		5
○ white	5 / 6 (50 x)	793-520	793-5520	793-4520		793-620	793-5620	793-4620		5
○ white	7 / 8 (50 x)	793-521	793-5521	793-4521		793-621	793-5621	793-4621		5
○ white	9 / 10 (50 x)	793-522	793-5522	793-4522		793-622	793-5622	793-4622		5
○ white	11 / 12 (50 x)	793-523	793-5523	793-4523		793-623	793-5623	793-4623		5
○ white	13 / 14 (50 x)	793-524	793-5524	793-4524		793-624	793-5624	793-4624		5
○ white	15 / 16 (50 x)	793-525	793-5525	793-4525		793-625	793-5625	793-4625		5
○ white	17 / 18 (50 x)	793-526	793-5526	793-4526		793-626	793-5626	793-4626		5
○ white	19 / 20 (50 x)	793-527	793-5527	793-4527		793-627	793-5627	793-4627		5
○ white	21 / 22 (50 x)	793-528	793-5528	793-4528						5
○ white	23 / 24 (50 x)	793-529	793-5529	793-4529						5
○ white	25 / 26 (50 x)	793-530	793-5530	793-4530						5
○ white	27 / 28 (50 x)	793-531	793-5531	793-4531						5
○ white	29 / 30 (50 x)	793-532	793-5532	793-4532						5
○ white	31 / 32 (50 x)	793-533	793-5533	793-4533						5
○ white	33 / 34 (50 x)	793-534	793-5534	793-4534						5
○ white	35 / 36 (50 x)	793-535	793-5535	793-4535						5
○ white	37 / 38 (50 x)	793-536	793-5536	793-4536						5
○ white	39 / 40 (50 x)	793-537	793-5537	793-4537						5
○ white	41 / 42 (50 x)	793-538	793-5538	793-4538						5
○ white	43 / 44 (50 x)	793-539	793-5539	793-4539						5
○ white	45 / 46 (50 x)	793-540	793-5540	793-4540						5
○ white	47 / 48 (50 x)	793-541	793-5541	793-4541						5
○ white	49 / 50 (50 x)	793-542	793-5542	793-4542						5

4

WAGO Multi Marking System (WMB)

For Terminal Block Widths 3.5 mm, 4 ... 4.2 mm and from 5 mm



- Decade marking, with red printing
- 10 strips with 10 markers per card

Use		
Marker Width	Can be snapped onto the following terminal block series:	
	(connected markers)	(only individual markers)
3.5 mm	2000, 2020	-
4 ... 4.2 mm	279, 2001	-
5 ... 5.2 mm	270, 280, 780, 869, 870, 880, 2002, 2003, 2022	Terminal blocks with spacing > 5 ... 5.2 mm
5 ... 17.5 mm	270, 280, 780, 869, 870, 880	281 to 285, 781 to 785, 2002, 2004, 2005, 2006, 2007, 2010, 2016, 2022

2 strips each with same number										
Color	Marking	Horizontal Marking				Vertical Marking				Pack. Unit
		5 mm Item No.	5 ... 5.2 mm Item No.	4 ... 4.2 mm Item No.	3.5 mm Item No.	5 mm Item No.	5 ... 5.2 mm Item No.	4 ... 4.2 mm Item No.	3.5 mm Item No.	
○ white	10, 20, ..., 50 (20 x)	793-553	793-5553	793-4553	upon request	793-653	793-5653	793-4653	upon request	5
○ white	60, 70, ..., 100 (20 x)	793-554	793-5554	793-4554		793-654	793-5654	793-4654		5
○ white	110, 120, ..., 150 (20 x)	793-555	793-5555	793-4555		793-655	793-5655	793-4655		5
○ white	160, 170, ..., 200 (20 x)	793-556	793-5556	793-4556		793-656	793-5656	793-4656		5

1 strip each with same number										
Color	Marking	Horizontal Marking				Vertical Marking				Pack. Unit
		5 mm Item No.	5 ... 5.2 mm Item No.	4 ... 4.2 mm Item No.	3.5 mm Item No.	5 mm Item No.	5 ... 5.2 mm Item No.	4 ... 4.2 mm Item No.	3.5 mm Item No.	
○ white	210, 220, ..., 300 (10 x)	793-557	793-5557	793-4557	upon request	793-657	793-5657	793-4657	upon request	5
○ white	310, 320, ..., 400 (10 x)	793-558	793-5558	793-4558		793-658	793-5658	793-4658		5
○ white	410, 420, ..., 500 (10 x)	793-559	793-5559	793-4559		793-659	793-5659	793-4659		5
○ white	510, 520, ..., 600 (10 x)	793-560	793-5560	793-4560		793-660		793-4660		5
○ white	610, 620, ..., 700 (10 x)	793-561	793-5561	793-4561		793-661		793-4661		5
○ white	710, 720, ..., 800 (10 x)	793-562		793-4562		793-662	793-5662	793-4662		5
○ white	810, 820, ..., 900 (10 x)	793-563		793-4563		793-663	793-5663	793-4663		5
○ white	910, 920, ..., 1000 (10 x)	793-564	793-5564	793-4564		793-664	793-5664	793-4664		5




- Vertical Marking
- Consecutive numbers/letters/symbols per strip
- 10 strips with 10 markers per card

Use		
Marker Width	Can be snapped onto the following terminal block series:	
	(connected markers)	(only individual markers)
3.5 mm	2000, 2020	-
4 ... 4.2 mm	279, 2001	-
5 ... 5.2 mm	270, 280, 780, 869, 870, 880, 2002, 2003, 2022	Terminal blocks with spacing > 5 ... 5.2 mm
5 ... 17.5 mm	270, 280, 780, 869, 870, 880	281 to 285, 781 to 785, 2002, 2004, 2005, 2006, 2007, 2010, 2016, 2022

For Subdistribution Boxes (Power Stations)						
Color	Marking	5 mm Item No.	5 ... 5.2 mm Item No.	4 ... 4.2 mm Item No.	3.5 mm Item No.	Pack. Unit
○ white	1A, 1B, ..., 1G, 1H to 10A, 10B, ..., 10 G, 10H, ; (1 x)	793-958	793-5958	793-4958	upon request	5

For 281-6xx Fuse Terminal Blocks						
Color	Marking	5 mm Item No.	5 ... 5.2 mm Item No.	4 ... 4.2 mm Item No.	3.5 mm Item No.	Pack. Unit
○ white	F1, F2, ..., F10 (10x)	794-615	794-5615	794-4615	upon request	5
○ white	F11, F12, ..., F20 (10 x)	794-616	794-5616	794-4616		5
○ white	F21, F22, ..., F30 (10 x)	794-617	794-5617	794-4617		5
○ white	F31, F32, ..., F40 (10 x)	794-618	794-5618	794-4618		5
○ white	F41, F42, ..., F50 (10 x)	794-619	794-5619	794-4619		5

WAGO Quick Marking System Mini (Mini-WSB)




- Horizontal Marking
- Consecutive numbers/letters/symbols per strip
- 10 strips with 10 markers per card
- Marker width: 5 mm

Use	
Can be snapped onto the following terminal block series:	
(connected markers)	(only individual markers)
2002	745, 746, 2007, 2010, 2016
264, 270, 869, 880	
769, 870, 2022	
218, 233 ... 236, 243, 250, 252 ... 257, 735 ... 742, 745, 746, 804, 805, 806, 816, 831	
750, 753	

Color	Marking	Item No.	Pack. Unit
○ white	1 ... 10 (10 x)	248-502	5
○ white	0 ... 9 (10 x)	247-513	5
○ white	10 ... 19 (10 x)	247-514	5
○ white	11 ... 20 (10 x)	248-503	5
○ white	20 ... 29 (10 x)	247-515	5
○ white	21 ... 30 (10 x)	248-504	5
○ white	30 ... 39 (10 x)	247-516	5
○ white	31 ... 40 (10 x)	248-505	5
○ white	40 ... 49 (10 x)	247-517	5
○ white	41 ... 50 (10 x)	248-506	5
○ white	50 ... 59 (10 x)	247-518	5
○ white	51 ... 60 (10 x)	248-569	5
○ white	60 ... 69 (10 x)	247-519	5
○ white	61 ... 70 (10 x)	248-570	5
○ white	71 ... 80 (10 x)	248-571	5
○ white	81 ... 90 (10 x)	248-572	5
○ white	91 ... 100 (10 x)	248-573	5
○ white	00 ... 49 (2 x)	247-523	5
○ white	1 ... 50 (2 x)	248-566	5
○ white	50 ... 99 (2 x)	247-524	5
○ white	100 ... 149 (2 x)	247-525	5
○ white	150 ... 199 (2 x)	247-526	5
○ white	200 ... 249 (2 x)	247-527	5
○ white	250 ... 299 (2 x)	247-528	5
○ white	300 ... 349 (2 x)	247-529	5
○ white	350 ... 399 (2 x)	247-530	5
○ white	1, ,2, ,3, ,4, ,5, ; to 46, ,47, ,48, ,49, ,50, ; (1 x)	264-900	5
○ white	U, V, W, N, GND, U, V, W, N, GND (10 x)	248-474	5
○ white	L1, L2, L3, N, GND, L1, L2, L3, N, GND (10 x)	248-472	5
○ white	U, ,V, ,W, ,N, ,GND, ; (10 x)	264-901	5
○ white	L1, ,L2, ,L3, ,N, ,GND, ; (10 x)	264-902	5
○ white	A0, A1, ..., A8, A9 (10 x)	247-510	5
○ white	E0, E1, ..., E8, E9 (10 x)	247-511	5
○ white	X0, X1, ..., X8, X9 (10 x)	247-512	5
○ white	.0 ... 7 / free (10 x / 20 x)	247-543	5

WAGO Quick Marking System Mini (Mini-WSB)




- Horizontal marking
- Same characters/letters/symbols for each strip
- 10 strips with 10 markers per card
- Marker width: 5 mm

Use	
Can be snapped onto the following terminal block series:	
(connected markers)	(only individual markers)
2002	745, 746, 2007, 2010, 2016
264, 270, 869, 880	
769, 870, 2022	
218, 233 ... 236, 243, 250, 252 ... 257, 735 ... 742, 745, 746, 804, 805, 806, 816, 831	
750, 753	

Horizontal Marking			
Color	Marking	Item No.	Pack. Unit
○ white	1, 1, 1, 1, 1, 1, 1, 1, 1, 1 ; (10 x)	264-903	5
○ white	2, 2, 2, 2, 2, 2, 2, 2, 2, 2 ; (10 x)	264-904	5
○ white	3, 3, 3, 3, 3, 3, 3, 3, 3, 3 ; (10 x)	264-905	5
○ white	0 V (100 x)	247-506	5
● blue	0 V (100 x)	247-506/000-006	5
○ white	- (100 x)	247-507	5
● red	24 V (100 x)	247-508/000-005	5
○ white	+ (100 x)	247-509	5
○ white	3 (100 x)	247-552	5
● light green	3 (100 x)	247-552/000-017	5
○ white	GND (100 x)	248-578	5
● light green	GND (100 x)	248-578/000-017	5

Self-Adhesive Marking Strips on DIN A4 Sheets

For Terminal Strips with Pin Spacings 2.5 mm / 2.54 mm / 3.5 mm / 3.81 mm / 3.96 mm



- Horizontal Marking
- Computer marked
- Strip length: 182 mm

Use	
Pin Spacing	Suitable for
2.5 mm	MCS MICRO male and female connectors (marking perpendicular to conductor entry) and 218, 233, 234 and 250 Series
2.54 mm	218, 233, 234 and 250 Series
3.5 mm	MCS MINI male and female connectors (marking perpendicular to conductor entry) and 250, 252, 739 and 805 Series
3.81 mm	235, 734, 735, 739 Series
3.96 mm	235 Series
4 mm	235 Series

For terminal strips with 2.5 mm pin spacing; strip height: 2.3 mm; 100 strips/card

Color	Marking	Item No.	Pack. Unit
○ white	1 ... 16 (400 x)	210-331/250-202	100
○ white	17 ... 32 (400 x)	210-331/250-204	100
○ white	33 ... 48 (400 x)	210-331/250-206	100
○ white	1 ... 48 (100 x)	210-331/250-207	100

For terminal strips with 2.54 mm pin spacing; strip height: 2.3 mm; 100 strips/card

Color	Marking	Item No.	Pack. Unit
○ white	1 ... 16 (400 x)	210-331/254-202	100
○ white	17 ... 32 (400 x)	210-331/254-204	100
○ white	33 ... 48 (400 x)	210-331/254-206	100
○ white	1 ... 48 (100 x)	210-331/254-207	100

For terminal strips with 3.5 mm pin spacing; strip height: 3 mm; 80 strips/card

Color	Marking	Item No.	Pack. Unit
○ white	1 ... 16 (240 x)	210-332/350-202	100
○ white	17 ... 32 (240 x)	210-332/350-204	100
○ white	33 ... 48 (240 x)	210-332/350-206	100

For terminal strips with 3.81 mm pin spacing; strip height: 3 mm; 80 strips/card

Color	Marking	Item No.	Pack. Unit
○ white	1 ... 16 (160 x)	210-332/381-202	100
○ white	17 ... 32 (160 x)	210-332/381-204	100
○ white	33 ... 48 (160 x)	210-332/381-206	100
○ white	1 ... 32 (80 x)	210-332/381-205	100


For terminal strips with 3.96 mm pin spacing; strip height: 3 mm; 80 strips/card

Color	Marking	Item No.	Pack. Unit
○ white	1 ... 16 (160 x)	210-332/396-202	100
○ white	17 ... 32 (160 x)	210-332/396-204	100
○ white	33 ... 48 (160 x)	210-332/396-206	100
○ white	1 ... 32 (80 x)	210-332/396-205	100

For terminal strips with 4 mm pin spacing; strip height: 3 mm; 80 strips/card

Color	Marking	Item No.	Pack. Unit
○ white	1 ... 16 (160 x)	210-332/400-202	100
○ white	17 ... 32 (160 x)	210-332/400-204	100
○ white	33 ... 48 (160 x)	210-332/400-206	100
○ white	1 ... 32 (80 x)	210-332/400-205	100

Self-Adhesive Marking Strips on DIN A4 Sheets For Terminal Strips with Pin Spacings 4 mm / 5 mm / 5.08 mm / 5.75 mm



- Horizontal Marking
- Computer marked
- Strip length: 182 mm

Use	
Pin Spacing	Suitable for
5 mm	MCS MIDI male and female connectors (marking perpendicular to conductor entry) and 235, 236, 250, 253 ... 257, 736 ... 741, 745, 806 and 816 Series
5.08 mm	MCS MIDI male and female connectors (marking perpendicular to conductor entry) and 235, 236, 254 ... 257, 736... 739 and 741 Series
5.75 mm	243 Series
7 mm	826 Series
7.5 mm	MCS MIDI male and female connectors (marking perpendicular to conductor entry) and 235, 236, 239, 250, 254 ... 257, 736 ... 739, 741, 745 and 746 Series

For terminal strips with 5 mm pin spacing; strip height: 3 mm; 80 strips/card

Color	Marking	Item No.	Pack. Unit
○ white	1 ... 16 (160 x)	210-332/500-202	100
○ white	17 ... 32 (160 x)	210-332/500-204	100
○ white	33 ... 48 (160 x)	210-332/500-206	100
○ white	1 ... 32 (80 x)	210-332/500-205	100

For MCS MIDI male and female connectors with CAGE CLAMP® connection (parallel to conductor entry) and 804 Series

For male and female connectors with 5 mm pin spacing and CAGE CLAMP® connection; strip height 2.3 mm; 100 strips/card

Color	Marking	Item No.	Pack. Unit
○ white	1 ... 12 (300 x)	210-331/500-103	100
○ white	13 ... 24 (300 x)	210-331/500-104	100

For terminal strips with 5.08 mm pin spacing; strip height: 3 mm; 80 strips/card

Color	Marking	Item No.	Pack. Unit
○ white	1 ... 16 (160 x)	210-332/508-202	100
○ white	17 ... 32 (160 x)	210-332/508-204	100
○ white	33 ... 48 (160 x)	210-332/508-206	100
○ white	1 ... 32 (80 x)	210-332/508-205	100

For MCS MIDI male and female connectors with CAGE CLAMP® connection (parallel to conductor entry)

For male and female connectors with 5.08 mm pin spacing and CAGE CLAMP® connection; strip height 2.3 mm; 100 strips/card

Color	Marking	Item No.	Pack. Unit
○ white	1 ... 12 (300 x)	210-331/508-103	100
○ white	13 ... 24 (300 x)	210-331/508-104	100

For terminal strips with 7 mm pin spacing; strip height: 3 mm; 80 strips/card

Color	Marking	Item No.	Pack. Unit
○ white	1 ... 12 (160 x)	210-332/700-103	100
○ white	12 ... 1 (160 x)	210-332/700-102	100

For terminal strips with 7.5 mm pin spacing; strip height: 3 mm; 80 strips/card

Color	Marking	Item No.	Pack. Unit
○ white	1 ... 20 (80 x)	210-332/750-020	100


For MCS MIDI male and female connectors with CAGE CLAMP® connection (parallel to conductor entry) and 804 Series

For male and female connectors with 7.5 mm pin spacing and CAGE CLAMP® connection; strip height 2.3 mm; 100 strips/card

Color	Marking	Item No.	Pack. Unit
○ white	1 ... 16 (240 x)	210-331/750-202	100

Self-Adhesive Marking Strips on DIN A4 Sheets

For Terminal Strips with Pin Spacings 7.62 mm / 10 mm / 10.16 mm



- Horizontal Marking
- Computer marked
- Strip length: 182 mm

Use	
Pin Spacing	Suitable for
7.62 mm	MCS MIDI male and female connectors (marking perpendicular to conductor entry) and 235, 236, 254 ... 257, 736, 737, 739 and 741 Series
10 mm	235, 236, 254 ... 257, 736, 737, 741 and 745 Series
10.16 mm	235, 236, 254 ... 257, 736, 737 and 741 Series

For terminal strips with 7.62 mm pin spacing; strip height: 3 mm; 80 strips/card

Color	Marking	Item No.	Pack. Unit
○ white	1 ... 20 (80 x)	210-332/762-020	100

For male and female connectors with 7.62 mm pin spacing and CAGE CLAMP® connection; strip height 2.3 mm; 100 strips/card

Color	Marking	Item No.	Pack. Unit
○ white	1 ... 16 (100 x)	210-331/762-202	100

For terminal strips with 7.62 mm pin spacing; strip height: 5 mm; 48 strips/card

Color	Marking	Item No.	Pack. Unit
○ white	1 ... 16 (100 x)	210-334/762-202	100

For terminal strips with 10 mm pin spacing; strip height: 3 mm; 80 strips/card

Color	Marking	Item No.	Pack. Unit
○ white	1 ... 16 (80 x)	210-332/1000-202	100
○ white	17 ... 32 (80 x)	210-332/1000-204	100
○ white	33 ... 48 (80 x)	210-332/1000-206	100

For terminal strips with 10.16 mm pin spacing; strip height: 3 mm; 80 strips/card

Color	Marking	Item No.	Pack. Unit
○ white	1 ... 16 (80 x)	210-332/1016-202	100
○ white	17 ... 32 (80 x)	210-332/1016-204	100
○ white	33 ... 48 (80 x)	210-332/1016-206	100

For MCS MIDI male and female connectors with CAGE CLAMP® connection (parallel to conductor entry)

For MCS MAXI male and female connectors

4

Self-Adhesive Marking Strips on DIN A4 Sheets For 260 Series Terminal Strips



- Horizontal Marking
- Computer marked
- Strip length: 182 mm
- Strip height: 6 mm


For 2-conductor terminal strips (260 Series)

Color	Marking	Item No.	Pack. Unit
○ white	1 ... 10 (120 x)	210-333/500-002	100
○ white	11 ... 20 (120 x)	210-333/500-003	100
○ white	21 ... 30 (120 x)	210-333/500-004	100
○ white	31 ... 40 (120 x)	210-333/500-005	100
○ white	41 ... 50 (120 x)	210-333/500-006	100
○ white	51 ... 60 (120 x)	210-333/500-007	100
○ white	61 ... 70 (120 x)	210-333/500-008	100
○ white	71 ... 80 (120 x)	210-333/500-009	100
○ white	81 ... 90 (120 x)	210-333/500-010	100
○ white	91 ... 100 (120 x)	210-333/500-011	100
○ white	1 ... 50 (20 x)	210-333/500-021	100
○ white	L1 (1440 x)	210-333/500-074	100
○ white	L2 (1440 x)	210-333/500-075	100
○ white	L3 (1440 x)	210-333/500-076	100
○ white	N (1440 x)	210-333/500-077	100
○ white	GND (1440 x)	210-333/500-078	100
○ white	PEN (1440 x)	210-333/500-079	100
○ white	only grid spacing	210-333/500-001	100

For 4-conductor terminal strips (260 Series)

Color	Marking	Item No.	Pack. Unit
○ white	1 ... 10 (80 x)	210-333/800-002	100
○ white	11 ... 20 (80 x)	210-333/800-003	100
○ white	21 ... 30 (80 x)	210-333/800-004	100
○ white	31 ... 40 (80 x)	210-333/800-005	100
○ white	41 ... 50 (80 x)	210-333/800-006	100
○ white	51 ... 60 (80 x)	210-333/800-007	100
○ white	61 ... 70 (80 x)	210-333/800-008	100
○ white	71 ... 80 (80 x)	210-333/800-009	100
○ white	81 ... 90 (80 x)	210-333/800-010	100
○ white	91 ... 100 (80 x)	210-333/800-011	100
○ white	1 ... 40 (20 x)	210-333/800-209	100
○ white	L1 (880 x)	210-333/800-074	100
○ white	L2 (880 x)	210-333/800-075	100
○ white	L3 (880 x)	210-333/800-076	100
○ white	N (880 x)	210-333/800-077	100
○ white	GND (880 x)	210-333/800-078	100
○ white	PEN (880 x)	210-333/800-079	100
○ white	only grid spacing	210-333/800-001	100

Self-Adhesive Marking Strips on DIN A4 Sheets For 261 Series Terminal Strips



- Horizontal Marking
- Computer marked
- Strip length: 182 mm
- Strip height: 6 mm

For 2-conductor terminal strips (261 Series)

Color	Marking	Item No.	Pack. Unit
○ white	1 ... 12 (80 x)	210-333/600-103	100
○ white	13 ... 24 (80 x)	210-333/600-104	100
○ white	25 ... 36 (80 x)	210-333/600-105	100
○ white	37 ... 48 (80 x)	210-333/600-106	100
○ white	41 ... 50 (80 x)	210-333/600-006	100
○ white	51 ... 60 (80 x)	210-333/600-007	100
○ white	61 ... 70 (80 x)	210-333/600-008	100
○ white	71 ... 80 (80 x)	210-333/600-009	100
○ white	81 ... 90 (80 x)	210-333/600-010	100
○ white	91 ... 100 (80 x)	210-333/600-011	100
○ white	1 ... 50 (20 x)	210-333/600-021	100
○ white	L1 (1200 x)	210-333/600-074	100
○ white	L2 (1200 x)	210-333/600-075	100
○ white	L3 (1200 x)	210-333/600-076	100
○ white	N (1200 x)	210-333/600-077	100
○ white	GND (1200 x)	210-333/600-078	100
○ white	PEN (1200 x)	210-333/600-079	100
○ white	only grid spacing	210-333/600-001	100

For 4-conductor terminal strips (261 Series)

Color	Marking	Item No.	Pack. Unit
○ white	1 ... 16 (40 x)	210-333/1000-202	100
○ white	17 ... 32 (40 x)	210-333/1000-204	100
○ white	33 ... 48 (40 x)	210-333/1000-206	100
○ white	49 ... 64 (40 x)	210-333/1000-110	100
○ white	65 ... 80 (40 x)	210-333/1000-111	100
○ white	81 ... 96 (40 x)	210-333/1000-112	100
○ white	97 ... 112 (40 x)	210-333/1000-113	100
○ white	1 ... 36 (20 x)	210-333/1000-208	100
○ white	L1 (720 x)	210-333/1000-074	100
○ white	L2 (720 x)	210-333/1000-075	100
○ white	L3 (720 x)	210-333/1000-076	100
○ white	N (720 x)	210-333/1000-077	100
○ white	GND (720 x)	210-333/1000-078	100
○ white	PEN (720 x)	210-333/1000-079	100
○ white	only grid spacing	210-333/1000-001	100

Self-Adhesive Marking Strips on DIN A4 Sheets For 262 Series Terminal Strips




- Horizontal Marking
- Computer marked
- Strip length: 182 mm
- Strip height: 6 mm

For 2-conductor terminal strips (262 Series)

Color	Marking	Item No.	Pack. Unit
○ white	1 ... 20 (40 x)	210-333/700-020	100
○ white	21 ... 40 (40 x)	210-333/700-108	100
○ white	41 ... 60 (40 x)	210-333/700-109	100
○ white	1 ... 50 (20 x)	210-333/700-021	100
○ white	L1 (1040 x)	210-333/700-074	100
○ white	L2 (1040 x)	210-333/700-075	100
○ white	L3 (1040 x)	210-333/700-076	100
○ white	N (1040 x)	210-333/700-077	100
○ white	GND (1040 x)	210-333/700-078	100
○ white	PEN (1040 x)	210-333/700-079	100
○ white	only grid spacing	210-333/700-001	100






For 4-conductor terminal strips (262 Series)

Color	Marking	Item No.	Pack. Unit
○ white	1 ... 12 (40 x)	210-333/1200-103	100
○ white	13 ... 24 (40 x)	210-333/1200-104	100
○ white	25 ... 36 (40 x)	210-333/1200-105	100
○ white	37 ... 48 (40 x)	210-333/1200-106	100
○ white	49 ... 60 (40 x)	210-333/1200-107	100
○ white	1 ... 24 (20 x)	210-333/1200-203	100
○ white	L1 (600 x)	210-333/1200-074	100
○ white	L2 (600 x)	210-333/1200-075	100
○ white	L3 (600 x)	210-333/1200-076	100
○ white	N (600 x)	210-333/1200-077	100
○ white	GND (600 x)	210-333/1200-078	100
○ white	PEN (600 x)	210-333/1200-079	100
○ white	only grid spacing	210-333/1200-001	100




Plain WAGO Products

Plain WAGO Products

		Page
	WAGO Multi Marking System (WMB)	56
	WAGO Quick Marking System Mini (Mini-WSB)	57
	Self-Adhesive Marking Strips on DIN A4 Sheets	58
	Labels on DIN A4 Sheets	59
	Sleeves for Printable Markers	60

WAGO Multi Marking System (WMB)

For Terminal Block Widths 3.5 mm, 4 ... 4.2 mm and from 5 mm




- Plain
- 10 strips with 10 markers per card

Use		
Marker Width	Can be snapped onto the following terminal block series:	
	(connected markers)	(individual markers)
3.5 mm	2000, 2020	-
4 ... 4.2 mm	279, 2001	-
5 ... 5.2 mm	270, 280, 780, 869, 870, 880, 2002, 2003, 2022	Terminal blocks with spacing > 5 ... 5.2 mm
5 ... 17.5 mm	270, 280, 780, 869, 870, 880	281 to 285, 781 to 785, 2002, 2004, 2005, 2006, 2007, 2010, 2016, 2022

Color	5 mm Item No.	5 ... 5.2 mm Item No.	4 ... 4.2 mm Item No.	3.5 mm Item No.	Pack. Unit
○ white	793-501	793-5501	793-4501	793-3501	5
● yellow	793-501/000-002	793-5501/000-002	793-4501/000-002		5
● red	793-501/000-005	793-5501/000-005	793-4501/000-005		5
● blue	793-501/000-006	793-5501/000-006	793-4501/000-006		5
○ gray	793-501/000-007	793-5501/000-007	793-4501/000-007		5
● orange	793-501/000-012	793-5501/000-012	793-4501/000-012		5
● light green	793-501/000-017	793-5501/000-017	793-4501/000-017		5
● green	793-501/000-023	793-5501/000-023	793-4501/000-023		5
● violet	793-501/000-024	793-5501/000-024	793-4501/000-024		5

WAGO Quick Marking System Mini (Mini-WSB)



- Plain
- 10 strips with 10 markers per card
- Marker width: 5 mm

Use	
Can be snapped onto the following terminal block series:	
(connected markers)	(individual markers)
2002	745, 746, 2007, 2010, 2016
264, 270, 869, 880	
769, 870, 2022	
218, 233 ... 236, 243, 250, 252 ... 257, 735 ... 742, 745, 746, 804, 805, 806, 816, 831	
750, 753	

Color	Item No.	Pack. Unit
○ white	248-501	5
● yellow	248-501/000-002	5
● red	248-501/000-005	5
● blue	248-501/000-006	5
○ gray	248-501/000-007	5
● orange	248-501/000-012	5
● light green	248-501/000-017	5
● green	248-501/000-023	5
● violet	248-501/000-024	5

Self-Adhesive Marking Strips on DIN A4 Sheets



- Plain
- Strip length: 182 mm

Strip height: 2.3 mm; 100 strips/card		
Color	Item No.	Pack. Unit
<input type="radio"/> white	210-331	100

Strip height: 3 mm; 80 strips/card		
Color	Item No.	Pack. Unit
<input type="radio"/> white	210-332	100

Strip height: 5 mm; 48 strips/card		
Color	Item No.	Pack. Unit
<input type="radio"/> white	210-334	100

Strip height: 6 mm; 40 strips/card		
Color	Item No.	Pack. Unit
<input type="radio"/> white	210-333	100

Strip height: 9 mm; 25 strips/card		
Color	Item No.	Pack. Unit
<input type="radio"/> white	210-335	100


- With printed separators
- Strip length: 182 mm
- Available for all pin spacings (xxxx = pin spacing)
- Ordering example: 5.08 mm pin spacing; 3 mm strip height: 210-332/508-001

Strip height: 2.3 mm; 100 strips/card		
Color	Item No.	Pack. Unit
<input type="radio"/> white	210-331/xxxx-001	100

Strip height: 3 mm; 80 strips/card		
Color	Item No.	Pack. Unit
<input type="radio"/> white	210-332/xxxx-001	100

Strip height: 5 mm; 48 strips/card		
Color	Item No.	Pack. Unit
<input type="radio"/> white	210-334/xxxx-001	100

Labels on DIN A4 Sheets



- For laser printer

Label surface: (S x W x L) 9 mm x 17 mm x 35 mm; for max. 8 mm cable diameter; 70 labels/sheet

Color	Item No.	Pack. Unit
<input type="radio"/> white	211-150	20

Label surface: (S x W x L) 13 mm x 21 mm x 56 mm; for max. 14 mm cable diameter; 32 labels/sheet

Color	Item No.	Pack. Unit
<input type="radio"/> white	211-150	25

Sleeve for Printable Markers



Sleeve; 12 mm long; for 1.6 ... 3.2 mm or 0.25 ... 1.5 mm conductor diameter

Color	Item No.	Pack. Unit
● black	211-112	2000

Sleeve; 23 mm long; for 1.6 ... 3.2 mm or 0.25 ... 1.5 mm conductor diameter

Color	Item No.	Pack. Unit
● black	211-122	2000

Sleeve; 23 mm long; mounting with cable ties; for individual cables, 10 mm and above

Color	Item No.	Pack. Unit
● black	211-129	500

Sleeve; 12 mm long; for 2.2 ... 4.5 mm or 0.5 ... 4 mm conductor diameter

Color	Item No.	Pack. Unit
● black	211-113	2000

Sleeve; 23 mm long; for 2.2 ... 4.5 mm or 0.5 ... 4 mm conductor diameter

Color	Item No.	Pack. Unit
● black	211-123	2000

Sleeve; 12 mm long; for 3.7 ... 5.9 mm or 2.5 ... 6 mm conductor diameter

Color	Item No.	Pack. Unit
● black	211-114	1000

Sleeve; 23 mm long; for 3.7 ... 5.9 mm or 2.5 ... 6 mm conductor diameter

Color	Item No.	Pack. Unit
● black	211-124	1000

Sleeve; 12 mm long; for 5.5 ... 10 mm or 10 ... 25 mm conductor diameter

Color	Item No.	Pack. Unit
● black	211-115	1000

Sleeve; 23 mm long; for 5.5 ... 10 mm or 10 ... 25 mm conductor diameter

Color	Item No.	Pack. Unit
● black	211-125	1000


Note: To be fitted prior to conductor termination!

Note: To be fitted prior to conductor termination!

Note: Can also be fitted after conductor termination.


Item-Specific Accessories

Marker; for TP 298 Thermal Transfer Printer; 12 mm long; 3000 markers/reel

	white	211-111	1
--	-------	---------	---


Item-Specific Accessories

Marker; for TP 298 Thermal Transfer Printer; 23 mm long; 3000 markers/reel

	white	211-121	1
---	-------	---------	---

Item-Specific Accessories

Marker; for TP 298 Thermal Transfer Printer; 23 mm long; 3000 markers/reel


	white	211-121	1
---	-------	---------	---

Cable tie; 2.5 x 100 mm

	807-090/ 101-100	1
---	---------------------	---










5

5



WAGO Marker Carriers for WAGO Marking Accessories

WAGO Marker Carriers for WAGO Marking Accessories


	Page
	66
	66
	67
	68
	69
	70
	71
	72
	73

WAGO Marker Carriers for WAGO Marking Accessories


Description and Installation



Height-adjustable group marker carrier (2009-163); suitable for WMB markers or marking strips (2009-110)



Can be snapped into jumper slots.



Group Marker Carriers



Group Marker Carriers



Marker carrier for marking strips (2009-110) or 2 WMB markers for 285-13x, 285-15x and 285-19x Terminal Blocks



This laterally movable marking system can be used as an additional group marker carrier or continuous marking strip carrier for terminal strips or single-deck rail-mount terminal blocks, e.g., for:

- DIN-35 rail-mount terminal strips (264 Series)
- Single-deck rail-mount terminal blocks (279 to 284 Series) with a maximum height of 49 mm (1.93 inch) from upper-edge of DIN-rail (observe conductor radius)


6



Group marker carrier (2009-163) for marking strips (2009-110)



Terminal block marking with double marker carriers (209-128)
Terminal blocks with side marking
(see online catalog at www.wago.com)



Marker carriers for marking strips (2009-110) or WMB-Inline (2009-115)



Using marker carriers for marking strips (2002-161) in jumper slots.



Using marker carriers for marking strips (2009-198) in lateral marker slots.

Group Marker Carrier and Marker Carrier For WAGO Rail-Mount Terminal Blocks TOPJOB® S



Group marker carrier; snap-on type for jumper slot; gray


Color	Width	Item No.	Pack. Unit
○ gray	5 mm	2009-191	50 (25)
○ gray	10 mm	2009-192	50 (25)
○ gray	15 mm	2009-193	50 (25)

Group marker carrier; snap-on type for jumper slot; gray

○ gray	10 mm	2009-196	50 (25)
--------	-------	----------	---------

Marker carrier; for lateral marker slots

Color	Width	Item No.	Pack. Unit
○ gray	5 mm	2009-198	200 (25)



Group marker carrier (2009-193), equipped here with WAGO Multi Marking System (WMB), for all 2001 to 2016 Series TOPJOB® S Rail-Mount Terminal Blocks
Do not use on an end plate!

6



Marker carrier; for jumper slots of 2002 Series Double-Deck, Double-Disconnect Terminal Blocks

Color	Width	Item No.	Pack. Unit
○ gray	5 mm	2002-160	50 (25)



Marker carrier; for jumper slots of the 2002 Series

Color	Width	Item No.	Pack. Unit
○ gray	5 mm	2002-161	100 (25)



Using marker carriers for marking strips (2002-161) in jumper slots.



Using marker carriers for marking strips (2009-198) in lateral marker slots.

Marker Carrier

For WAGO Rail-Mount Terminal Blocks TOPJOB® S




Double-deck marker carrier; pivoting		
Color	Item No.	Pack. Unit
○ gray	2000-121	50 (25)



Double-deck marker carrier; pivoting		
Color	Item No.	Pack. Unit
○ gray	2002-121	50 (25)



Triple-deck marker carrier; pivoting		
Color	Item No.	Pack. Unit
○ gray	2002-131	50 (25)



Double-Deck Terminal Blocks
 A double-deck marker carrier (2000-121) can be retrofitted to double-deck terminal blocks without a marker carrier.

Group Marker Carrier




Group marker carrier; fits into jumper slot of rail-mount terminal blocks; for terminal block width 4 ... 6 mm; for up to 3 WMB markers or 8 branch markers; 15 mm wide

Color	Item No.	Pack. Unit
○ gray	209-140	50 (25)



Group marker carrier; snaps onto 249-116 and 249-117 Screwless End Stops (center or side mounting); 10 mm wide

Color	Item No.	Pack. Unit
○ white	209-112	50 (25)



Group marker carrier; for WMB and Mini-WSB marker slots; 10 mm wide

Color	Item No.	Pack. Unit
○ white	209-145	100 (25)

Group marker carrier; fits into jumper slot of rail-mount terminal blocks; for up to 2 WMB markers or 5 branch markers; 10 mm wide

○ gray	209-141	50 (25)
--------	---------	---------


Group marker carrier; fits into jumper slot of rail-mount terminal blocks; for up to 1 WMB markers or 2 branch markers; 5 mm wide

○ gray	209-142	50 (25)
--------	---------	---------


6

Item-Specific Accessories


Marker; white cardboard; for self-marking; 100 markers/sheet

 white	209-113	1
---	---------	---

Self-adhesive marker; for self-marking; 7 x 25 markers/sheet


 white	210-345	1
---	---------	---

Protective marker cover


 white	209-114	50
---	---------	----

Item-Specific Accessories


Marker; white cardboard; for self-marking; 100 markers/sheet

 white	209-113	1
---	---------	---

Self-adhesive marker; for self-marking; 7 x 25 markers/sheet

 white	210-345	1
---	---------	---

Protective marker cover

 white	209-114	50
---	---------	----



Group marker carriers (209-141 and 209-112)

Group Marker Carrier (Adjustable in Height) and Laterally Movable Marking System



Height-adjustable group marker carrier; snaps onto end stops (249-116 and 249-117); adjustable in height from 43.5 to 59.5 mm; for 1 marker or self-adhesive marker and transparent protection cover; 10 mm wide

Color	Item No.	Pack. Unit
○ gray	249-119	50 (25)

Height-adjustable group marker carrier; snaps onto end stops (249-116 and 249-117); adjustable in height from 43.5 to 59.5 mm; for 2 WMB markers or 1 continuous strip; 10 mm wide

○ gray	249-118	100 (25)
--------	---------	----------

Height-adjustable group marker carrier; snaps onto end stops (249-116 and 249-117); adjustable in height from 42.2 to 58.2 mm; with marking surface; 6 mm wide

○ white	249-120	50 (25)
---------	---------	---------

Height-adjustable group marker carrier; snaps onto end stops (249-116 and 249-117); adjustable in height from 45 to 61 mm; for 9 WMB markers or 1 TOPJOB® S marking strip; 12.2 mm wide

○ gray	2009-163	50 (25)
--------	----------	---------



Carrier-through element; height-adjustable; snaps onto end stops (249-116 and 249-117)

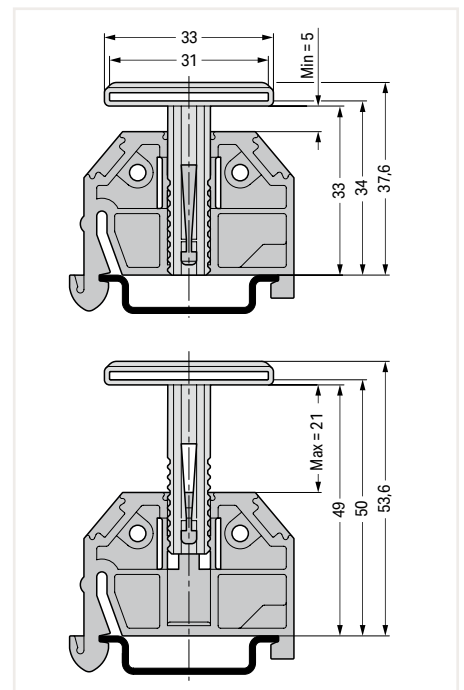
Color	Item No.	Pack. Unit
○ gray	709-118	50 (25)

Carrier-end element; height-adjustable; snaps onto end stops (249-116 and 249-117)

○ gray	709-119	50 (25)
--------	---------	---------



Receptacles for:
 1 x marker
 2 x WMB marker or
 1 x WAGO Continuous Marking Strip



Dimensions in mm


Item-Specific Accessories

Marking strip receptacle; folded; 1 m long; 16 mm wide; 1.7 mm thick

transparent	709-120	1
-------------	---------	---

Marking card; with 14 marking strips; DIN A4

	709-193	1
--	---------	---



Group Marker Carrier and Double Marker Carrier



Group marker carrier; angled; e.g., for transformer terminal blocks (282 Series)

Color	Item No.	Pack. Unit
○ gray	209-144	50 (25)

Double marker carrier; for center I/O module marking; for WSB and WMB marking systems; 4 mm wide

Color	Item No.	Pack. Unit
○ gray	209-128	200 (100)

Group marker carrier; straight; e.g., for 2- and 3-conductor terminal blocks (282 Series)

Color	Item No.	Pack. Unit
○ gray	209-143	50 (25)



6

This group marker carrier (209-144) makes it possible to mark subgroups in confined places. They can be snapped into unused jumper contact slots of the terminal block housing. Marking is performed with the WAGO Multi Marking System (WMB).

Snapping a WMB marker strip into the marker slot of the double marker carrier.

Group Marker Carrier (Pivoting)



Pivoting group marker carrier

Color	Item No.	Pack. Unit
○ gray	249-105	50 (25)

Item-Specific Accessories

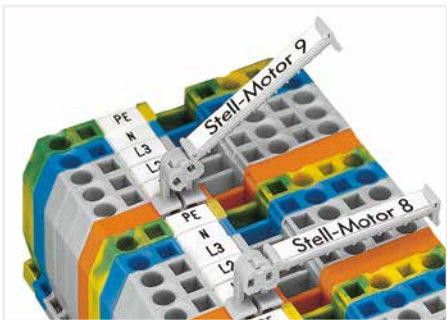
Marker; 4 x 30 markers/sheet



white	209-183	1
-------	---------	---

Protective marker cover

transparent	209-184	50
-------------	---------	----



This pivoting group marker carrier has been developed for group marking of rail-mount terminal blocks and incorporates many customer requirements:

- Can be used in all multiprofile marker slots for rail-mount terminal blocks 5 mm (0.197 inch) and above on or in spacer housings as shown above.
- Pivotal to seven different stable positions, providing the best visual angle in case of difficult mounting conditions

Marker Carrier For 750/753 Series



Marker carriers (750-106 and 750-107) allow I/O functions to be identified throughout the node via continuous marking strips.

Both carrier models permit continuous marking regardless of the I/O module housing used.

- 750-106 for I/O module housing with max. 4 LEDs and for the 48 mm I/O module housing
- 750-107 for I/O module housing with 8 or 16 LEDs
- The marker carrier can be accommodated in the upper Mini-WSB marker slot. It is not necessary to use a carrier on each I/O module to mount the marking strip.

Marker carrier (for 750/753 Series); allows group marking of WAGO-I/O-SYSTEM components; hinged

Color	Item No.	Pack. Unit
○ transparent	750-103	50

Marker carrier (for 750-753 Series); for I/O housing with up to 4 LEDs and for the 48 mm I/O module housing

Color	Item No.	Pack. Unit
○ transparent	750-106	50 (5x10)

Marker carrier (for 750-753 Series); for I/O housing with 8 or 16 LEDs

Color	Item No.	Pack. Unit
○ transparent	750-107	50 (5x10)

Item-Specific Accessories

Marker; for group marker carrier; DIN A4 sheet (99 markers), 52 x 8.5 mm

white	750-105	1
-------	---------	---

Item-Specific Accessories


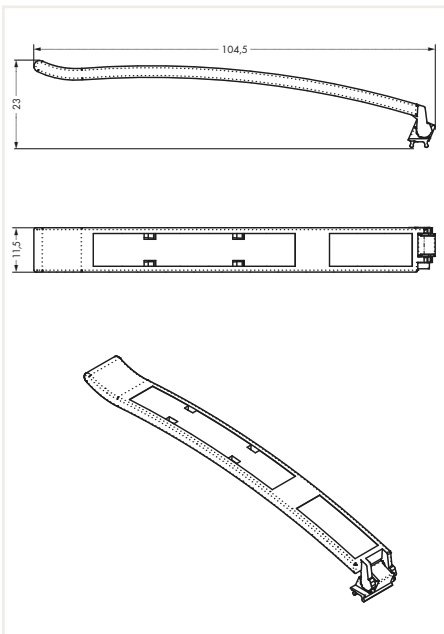
Marking strip; plain; 11 mm wide; 50 m reel

white	2009-110	1
-------	----------	---

WMB Inline; plain; 5 ... 5.2 mm stretchable; 1500 WMB markers (5 mm) per reel

white	2009-115	1
-------	----------	---

6



The hinged 750-103 Marker Carrier allows group marking of WAGO-I/O-SYSTEM 750/753 Series components, while featuring a large area for self-marking. The marker carrier can be accommodated in the upper Mini-WSB marker slot.

Marker carriers for marking strips (2009-110) or WMB-Inline (2009-115)

Marker Carrier

For POWER CAGE CLAMP Terminal Blocks 35/50/95 mm² (2, 2/0, 4/0 AWG)




Marker carrier; for POWER CAGE CLAMP 35/50/95 mm²
(2, 2/0, 4/0 AWG)

Color	Item No.	Pack. Unit
<input type="radio"/> gray	285-442	25

Item-Specific Accessories

Marking strip; plain; 11 mm wide; 50 m reel

	white	2009-110	1
---	-------	----------	---



Marker carrier for marking strips
(2009-110) or 2 WMB markers for 285-13x, 285-15x and
285-19x Terminal Blocks



Indexes and Addresses

Indexes and Addresses

	Page
Product Index	76
Item Number Index	77
WAGO Worldwide	80

Product Index

Item	Page	Item	Page	Item	Page
A					
Accessories for Smart Printer					
- Case	60				
- Rollers	60				
- Thermal transfer ink ribbons	60				
C					
Cable tie markers	49				
Conductor markers for thread-on mounting	48				
M					
Marker cards, with self-adhesive marking strips					
- for all pin spacings, plain	33				
- for 2.5 ... 10.16 mm pin spacing	30				
Marker carriers					
- Double marker carriers	37				
- Group marker carriers, for 282 Series	37				
- Group marker carriers, for jumper contact slot	35				
- Group marker carriers, for screwless end stops	35				
- Group marker carriers, for TOPJOB® S	35				
- Group marker carriers, for WMB and Mini-WSB markers	35				
- Group marker carriers, height-adjustable	34				
- Group marker carriers, pivoting	36				
- Laterally movable marking system	34				
- Marker carriers, for 750/753 Series	38				
- Marker carrier, for POWER CAGE CLAMP terminal blocks	40				
- Marker carrier, for WAGO TOPJOB®S rail-mount terminal blocks	37				
- Multilevel marker carriers	37				
Marking strips					
- for 270, 870, 862, 869 Series	29				
- for 757 Series	29				
- for device marking, plain	52				
- for TOPJOB® S Series	29				
Marking sleeves	46				
Mini-WSB Inline	28				
L					
Labels					
- Continuous labels	54				
- Equipment identifiers	53				
- Fabric, self-adhesive	53				
- Polyester, self-adhesive	53				
P					
Plastic covers, for push-button markers	55				
Printer, see Smart Printer					
Push-button markers	55				
S					
Screwless end stops, for DIN-35 rails	41				
Selection guide for markers	10				
Self-laminating labels	48				
Shrink tubes, for conductor marking	49				
Sleeves for conductor markers	46				
Smart Printer	59				
Software					
- Smart Designer	62				
- Smart Script	62				
T					
Thermal transfer printer, see Smart Printer					
Type labels	54				
W					
WAGO Mini Quick Marking System (Mini-WSB)	26				
WAGO Multi Marking System (WMB)					
- Marking with letters/symbols	20				
- Marking with numbers	16				
- plain	24				
WMB Inline markers	28				

Item Number Index

Item No.	Page	Item No.	Page	Item No.	Page	Item No.	Page
209 Series		210 Series		210 Series		211 Series	
209-112	68	210-333/1200-077	53	210-807	34	211-861	33
209-113	68	210-333/1200-078	53	210-807/000-002	34	211-862	33
209-114	68	210-333/1200-079	53	210-808	34	211-863	33
209-128	70	210-333/1200-103	53	210-810	34	211-922	32
209-140	68	210-333/1200-104	53	210-811	34	211-923	32
209-141	68	210-333/1200-105	53	210-811/000-002	34	211-924	32
209-142	68	210-333/1200-106	53	210-812	35	211-925	32
209-143	70	210-333/1200-107	53	210-813	35	211-926	32
209-144	70	210-333/1200-203	53	210-814	35	211-927	32
209-145	68	210-333/500-001	51	210-831	34		
209-183	71	210-333/500-002	51	210-832	34		
209-184	71	210-333/500-003	51	210-833	34		
		210-333/500-004	51	210-834	34	247 Series	
		210-333/500-005	51	210-847	37	247-506	47
		210-333/500-006	51	210-848	37	247-506/000-006	47
		210-333/500-007	51	210-850	36	247-507	47
		210-333/500-008	51	210-851	36	247-508/000-005	47
		210-333/500-009	51	210-852	37	247-509	47
		210-333/500-010	51	210-853	37	247-510	46
		210-333/500-011	51	210-854	37	247-511	46
		210-333/500-021	51	210-855	37	247-512	46
		210-333/500-074	51	210-856	36	247-513	46
		210-333/500-075	51	210-857	36	247-514	46
		210-333/500-076	51	210-858	36	247-515	46
		210-333/500-077	51	210-859	36	247-516	46
		210-333/500-078	51	210-860	36	247-517	46
		210-333/500-079	51	210-861	36	247-518	46
		210-333/600-001	52	210-862	36	247-519	46
		210-333/600-006	52	210-863	36	247-523	46
		210-333/600-007	52	210-870	29	247-524	46
		210-333/600-008	52	210-871	29	247-525	46
		210-333/600-009	52	210-872	29	247-526	46
		210-333/600-010	52	210-873	29	247-527	46
		210-333/600-011	52	210-874	29	247-528	46
		210-333/600-021	52	210-874/000-002	29	247-529	46
		210-333/600-074	52	210-875	29	247-530	46
		210-333/600-075	52	210-876	29	247-543	46
		210-333/600-076	52	210-876	29	247-552	47
		210-333/600-077	52	210-876/000-002	29	247-552/000-017	47
		210-333/600-078	52	210-877	29		
		210-333/600-079	52	210-878	29	248 Series	
		210-333/600-103	52	210-879	29	248-472	46
		210-333/600-104	52	210-880	29	248-474	46
		210-333/600-105	52	210-880/000-002	29	248-501	57
		210-333/600-106	52	210-882	29	248-501/000-002	57
		210-333/700-001	53	210-882/000-002	29	248-501/000-005	57
		210-333/700-020	53			248-501/000-006	57
		210-333/700-021	53	211 Series		248-501/000-007	57
		210-333/700-074	53	211-111	60	248-501/000-012	57
		210-333/700-075	53	211-112	60	248-501/000-017	57
		210-333/700-076	53	211-113	60	248-501/000-023	57
		210-333/700-077	53	211-114	60	248-501/000-024	57
		210-333/700-078	53	211-115	60	248-502	46
		210-333/700-079	53	211-121	60	248-503	46
		210-333/700-108	53	211-122	60	248-504	46
		210-333/700-109	53	211-123	60	248-505	46
		210-333/800-001	51	211-124	60	248-506	46
		210-333/800-002	51	211-125	60	248-507	46
		210-333/800-003	51	211-129	60	248-508	46
		210-333/800-004	51	211-150	59	248-509	46
		210-333/800-005	51	211-500	33	248-511	46
		210-333/800-006	51	211-500/000-002	33	248-512	46
		210-333/800-007	51	211-501	33	248-573	46
		210-333/800-008	51	211-501/000-002	33	248-578	47
		210-333/800-009	51	211-502	33	248-578/000-017	47
		210-333/800-010	51	211-502/000-002	33		
		210-333/800-011	51	211-503	33	249 Series	
		210-333/800-074	51	211-503/000-002	33	249-105	71
		210-333/800-075	51	211-504	33	249-118	69
		210-333/800-076	51	211-504/000-002	33	249-119	69
		210-333/800-077	51	211-505	33	249-120	69
		210-333/800-078	51	211-505/000-002	33		
		210-333/800-079	51	211-506	33	258 Series	
		210-333/800-209	51	211-506/000-002	33	258-5000	11
		210-334	58	211-811	32	258-5005	13
		210-334/762-202	50	211-812	32	258-5005/000-005	13
		210-335	58	211-813	32	258-5006	14
		210-345	68	211-821	32	258-5007	14
		210-801	35	211-823	32	258-5008	14
		210-802	35	211-824	32	258-5009	14
		210-803	35	211-829	32	258-5010	14
		210-804	35	211-835	33	258-5014	13
		210-805	34	211-836	33	258-5015	13
		210-805/000-002	34	211-836/000-002	33	258-5030	12
		210-806	34	211-855	33		
		210-806/000-002	34	211-856	33	264 Series	
				211-857	33	264-900	46

Item Number Index

Item No.	Page	Item No.	Page	Item No.	Page	Item No.	Page
264 Series		793 Series		793 Series		793 Series	
264-901	46	793-4527	44	793-4656	45	793-542	44
264-902	46	793-4528	44	793-4657	45	793-543	43
264-903	47	793-4529	44	793-4658	45	793-544	43
264-904	47	793-4530	44	793-4659	45	793-545	43
264-905	47	793-4531	44	793-4660	45	793-546	43
		793-4532	44	793-4661	45	793-547	43
		793-4533	44	793-4662	45	793-5472	43
258 Series		793-4534	44	793-4663	45	793-5474	43
285-442	73	793-4535	44	793-4664	45	793-548	43
		793-4536	44	793-4666	42	793-5487	43
		793-4537	44	793-4667	42	793-549	43
		793-4538	44	793-4668	42	793-5494	43
709 Series		793-4539	44	793-4674	43	793-5495	43
709-118	69	793-4540	44	793-4675	43	793-5496	43
709-119	69	793-4541	44	793-4676	43	793-5497	43
709-120	69	793-4542	44	793-4677	43	793-5498	43
709-177	29	793-4543	43	793-4678	43	793-550	43
709-178	29	793-4544	43	793-4679	43	793-5501	56
709-193	69	793-4545	43	793-4680	43	793-5501/000-002	56
		793-4546	43	793-4681	43	793-5501/000-005	56
750 Series		793-4547	43	793-4682	43	793-5501/000-006	56
750-103	72	793-4548	43	793-4683	43	793-5501/000-007	56
750-105	72	793-4549	43	793-4687	43	793-5501/000-012	56
750-106	72	793-4552	43	793-4694	43	793-5501/000-017	56
750-107	72	793-4553	45	793-4695	43	793-5501/000-023	56
750-753	72	793-4554	45	793-4696	43	793-5501/000-024	56
		793-4555	45	793-4697	43	793-5502	42
		793-4556	45	793-4699	42	793-5503	42
757 Series		793-4557	45	793-472	43	793-5504	42
757-901/000-050	29	793-4558	45	793-474	43	793-5505	42
		793-4559	45	793-487	43	793-5506	42
		793-4560	45	793-4900	42	793-5507	42
793 Series		793-4561	45	793-494	43	793-5508	42
793-3501	56	793-4562	45	793-495	43	793-5509	42
793-3502	42	793-4563	45	793-4958	45	793-5510	42
793-3503	42	793-4564	45	793-496	43	793-5511	42
793-3504	42	793-4565	42	793-497	43	793-5512	42
793-3505	42	793-4566	42	793-498	43	793-5513	42
793-3506	42	793-4569	42	793-501	56	793-5514	42
793-3507	42	793-4570	42	793-501/000-002	56	793-5515	42
793-3508	42	793-4571	42	793-501/000-005	56	793-5516	42
793-3509	42	793-4572	42	793-501/000-006	56	793-5517	42
793-3510	42	793-4573	42	793-501/000-007	56	793-5518	44
793-3544	43	793-4574	43	793-501/000-012	56	793-5519	44
793-3545	43	793-4575	43	793-501/000-017	56	793-552	43
793-3565	42	793-4576	43	793-501/000-023	56	793-5520	44
793-3566	42	793-4577	43	793-501/000-024	56	793-5521	44
793-3599	42	793-4578	43	793-502	42	793-5522	44
793-4472	43	793-4579	43	793-503	42	793-5523	44
793-4474	43	793-4580	43	793-504	42	793-5524	44
793-4487	43	793-4581	43	793-505	42	793-5525	44
793-4494	43	793-4582	43	793-506	42	793-5526	44
793-4495	43	793-4583	43	793-507	42	793-5527	44
793-4496	43	793-4589	42	793-508	42	793-5528	44
793-4501	56	793-4602	42	793-509	42	793-5529	44
793-4501/000-002	56	793-4603	42	793-510	42	793-553	45
793-4501/000-005	56	793-4604	42	793-511	42	793-5530	44
793-4501/000-006	56	793-4605	42	793-512	42	793-5531	44
793-4501/000-007	56	793-4606	42	793-513	42	793-5532	44
793-4501/000-012	56	793-4607	42	793-514	42	793-5533	44
793-4501/000-017	56	793-4608	42	793-515	42	793-5534	44
793-4501/000-023	56	793-4609	42	793-516	42	793-5535	44
793-4501/000-024	56	793-4610	42	793-517	42	793-5536	44
793-4502	42	793-4611	42	793-518	44	793-5537	44
793-4503	42	793-4612	42	793-519	44	793-5538	44
793-4504	42	793-4613	42	793-520	44	793-5539	44
793-4505	42	793-4614	42	793-521	44	793-554	45
793-4506	42	793-4615	42	793-522	44	793-5540	44
793-4507	42	793-4616	42	793-523	44	793-5541	44
793-4508	42	793-4617	42	793-524	44	793-5542	44
793-4509	42	793-4618	44	793-525	44	793-5543	43
793-4510	42	793-4619	44	793-526	44	793-5544	43
793-4511	42	793-4620	44	793-527	44	793-5545	43
793-4512	42	793-4621	44	793-528	44	793-5546	43
793-4513	42	793-4622	44	793-529	44	793-5547	43
793-4514	42	793-4623	44	793-530	44	793-5548	43
793-4515	42	793-4624	44	793-531	44	793-5549	43
793-4516	42	793-4625	44	793-532	44	793-555	45
793-4517	44	793-4626	44	793-533	44	793-5550	43
793-4518	44	793-4627	44	793-534	44	793-5552	43
793-4519	44	793-4644	43	793-535	44	793-5553	45
793-4520	44	793-4645	43	793-536	44	793-5554	45
793-4521	44	793-4646	43	793-537	44	793-5555	45
793-4522	44	793-4652	43	793-538	44	793-5556	45
793-4523	44	793-4653	45	793-539	44	793-5557	45
793-4524	44	793-4654	45	793-540	44	793-5558	45
793-4525	44	793-4655	45	793-541	44	793-5559	45
793-4526	44						

7

Item Number Index

Item No.	Page	Item No.	Page	Item No.	Page	Item No.	Page
793 Series		793 Series		793 Series		2009 Series	
793-556	45	793-5683	43	793-694	43	2009-114/000-024	28
793-5560	45	793-5687	43	793-695	43	2009-115	28
793-5561	45	793-569	42	793-696	43	2009-115/000-002	28
793-5564	45	793-5694	43	793-697	43	2009-115/000-005	28
793-5565	42	793-5695	43	793-698	43	2009-115/000-006	28
793-5566	42	793-5696	43	793-699	42	2009-115/000-007	28
793-5569	42	793-5697	43	793-900	42	2009-115/000-012	28
793-557	45	793-5698	43	793-958	45	2009-115/000-017	28
793-5570	42	793-5699	42			2009-115/000-023	28
793-5571	42	793-570	42	794 Series		2009-115/000-024	28
793-5572	42	793-571	42	794-4601	42	2009-141	28
793-5573	42	793-572	42	794-4602	42	2009-145	28
793-5574	43	793-573	42	794-4603	42	2009-145/000-002	28
793-5575	43	793-574	43	794-4604	42	2009-145/000-005	28
793-5576	43	793-575	43	794-4605	42	2009-145/000-006	28
793-5577	43	793-576	43	794-4615	45	2009-145/000-007	28
793-5578	43	793-577	43	794-4616	45	2009-145/000-012	28
793-5579	43	793-578	43	794-4617	45	2009-145/000-023	28
793-558	45	793-579	43	794-4618	45	2009-145/000-024	28
793-5580	43	793-580	43	794-4619	45	2009-163	69
793-5581	43	793-581	43	794-4672	43	2009-191	66
793-5582	43	793-582	43	794-4674	43	2009-192	66
793-5583	43	793-583	43	794-5557	42	2009-193	66
793-559	45	793-5900	42	794-5558	42	2009-196	66
793-5599	42	793-5958	45	794-557	42	2009-198	66
793-560	45	793-599	42	794-558	42	2009-515	28
793-5602	42	793-602	42	794-5601	42	2009-615	28
793-5603	42	793-603	42	794-5602	42		
793-5604	42	793-604	42	794-5603	42		
793-5605	42	793-605	42	794-5604	42		
793-5606	42	793-606	42	794-5605	42		
793-5607	42	793-607	42	794-5615	45		
793-5608	42	793-608	42	794-5616	45		
793-5609	42	793-609	42	794-5617	45		
793-561	45	793-610	42	794-5618	45		
793-5610	42	793-611	42	794-5619	45		
793-5611	42	793-612	42	794-5657	42		
793-5612	42	793-613	42	794-5658	42		
793-5613	42	793-614	42	794-5672	43		
793-5614	42	793-615	42	794-5674	43		
793-5615	42	793-616	42	794-601	42		
793-5616	42	793-617	42	794-602	42		
793-5617	42	793-618	44	794-603	42		
793-5618	44	793-619	44	794-604	42		
793-5619	44	793-620	44	794-605	42		
793-562	45	793-621	44	794-615	45		
793-5620	44	793-622	44	794-616	45		
793-5621	44	793-623	44	794-617	45		
793-5622	44	793-624	44	794-618	45		
793-5623	44	793-625	44	794-619	45		
793-5624	44	793-626	44	794-657	42		
793-5625	44	793-627	44	794-658	42		
793-5626	44	793-643	43	794-672	43		
793-5627	44	793-644	43	794-674	43		
793-563	45	793-645	43				
793-564	45	793-646	43	807 Series			
793-5643	43	793-647	43	807-090/101-100	32		
793-5644	43	793-648	43				
793-5645	43	793-649	43	200 Series			
793-5646	43	793-650	43	2000-121	67		
793-5647	43	793-652	43				
793-5648	43	793-653	45	2002 Series			
793-565	42	793-654	45	2002-131	67		
793-5652	43	793-655	45	2002-160	66		
793-5653	45	793-656	45	2002-161	66		
793-5654	45	793-657	45				
793-5655	45	793-658	45	2009 Series			
793-5656	45	793-659	45	2009-110	29		
793-5657	45	793-660	45	2009-113	28		
793-5658	45	793-661	45	2009-113/000-002	28		
793-5659	45	793-662	45	2009-113/000-005	28		
793-566	42	793-663	45	2009-113/000-006	28		
793-5662	45	793-664	45	2009-113/000-007	28		
793-5663	45	793-666	42	2009-113/000-012	28		
793-5664	45	793-667	42	2009-113/000-017	28		
793-5666	42	793-668	42	2009-113/000-023	28		
793-5667	42	793-674	43	2009-113/000-024	28		
793-5668	42	793-675	43	2009-114	28		
793-5674	43	793-676	43	2009-114/000-002	28		
793-5675	43	793-677	43	2009-114/000-005	28		
793-5676	43	793-678	43	2009-114/000-006	28		
793-5677	43	793-679	43	2009-114/000-007	28		
793-5678	43	793-680	43	2009-114/000-012	28		
793-5679	43	793-681	43	2009-114/000-023	28		
793-5680	43	793-682	43				
793-5681	43	793-683	43				
793-5682	43	793-687	43				

WAGO Worldwide

Companies and Representatives

- Algeria**
Please contact WAGO France
- Argentina**
Bruno Schillig S.A.
Arenales 4030, B1604CFD
Florida, PBA
Phone +54 11 4730 1100
Fax +54 11 4761 7244
wago@schillig.com.ar
- Armenia**
ROOT ITSP LLC
33 Halabyan str.
0038, Yerevan
info@root.am
- Australia**
WAGO Pty. Ltd.
2-4 Overseas Drive
Noble Park Victoria 3174
Phone +61 03 8791 6300
Fax +61 03 9701 0177
sales.anz@wago.com
- Austria**
WAGO Kontakttechnik Ges.m.b.H.
Europaring F15 602
Campus 21
2345 Brunn am Gebirge
Phone +43 1 6150780
Fax +43 1 6150775
wago-at@wago.com
- Azerbaijan**
AZ Technics LTD
Zulfi V. Alizade
Y.Safarov str.33, AZ1025,
Baku
Phone +994 50 210 24 49
Fax +994 12 496 83 34
info@AZtechnics.az
- Bangladesh**
Please contact WAGO India
- Belarus**
DemsEnergo LLC
Vostochnaya Str. 39, Office 1N.
220040 Minsk
Phone +375 17 2102189
Fax +375 17 2102189
dems@dems.by
- ATAVA Techno Ltd.
Ul. Denisovskaya 47, office 1
220006 Minsk
Phone +375173881018
atava@atava.by
- Belgium**
WAGO BeLux nv
Excelsiorlaan 11
1930 Zaventem
Phone +32 2 717 9090
Fax +32 2 717 9099
info-be@wago.com
- Bolivia**
ISOTEK S.R.L.
Zona Casco Viejo
Calle Isso #578, B/San Roque
Santa Cruz
Phone +591 721 000 27
info@isotek.bo
- Bosnia & Herzegovina**
Please contact WAGO Bulgaria
- Brazil**
WAGO Eletroeletrônicos Ltda
Rua Tripoli, 640, Loteamento Multivias II
Jardim Ermida I
Jundiaí - SP
CEP 13212-217
Phone +55 (11) 2923 7200
info.br@wago.com
- Bulgaria**
WAGO Kontakttechnik GmbH & Co. KG
Representative Office Sofia
Business Center Serdiika
2E Akad. Ivan Geshov Blvd.
Building 1, Floor 4, Office 417
1330 Sofia
Phone +359 2 489 46 09/10
Fax +359 2 928 28 50
info-BG@wago.com
- Canada**
WAGO Canada, Inc.
1550 Yorkton Court - Unit 1
Burlington, ON L7P 5B7
Phone +1-888-9246-221
info.ca@wago.com
- Chile**
Desimat Chile
Av Puerto Vespuccio 9670
Pudahuel Santiago
Phone +56 2 747 0152
Fax +56 2 747 0153
ventaschile@desimat.cl
- China**
WAGO Electronic (Tianjin) Co., Ltd.
No.5, Quan Hui Road
Wuqing Development Area
Tianjin 301700
Phone +86 22 5967 7688
Fax +86 22 5961 7668
info-cn@wago.com
- Colombia**
T.H.L. Ltda.
Cra. 49 B #91-33
Bogotá
Phone +57 1 621 85 50
Fax +57 1 621 60 28
ventas-thl2@thl.com.co
- Croatia**
M.B.A. d.o.o.
Frana Supila 5
51211 Matulji
Phone +385 51 275-736
Fax +385 51 275-066
mba@ri.htnet.hr
- MICROSTAR d.o.o.
Siget 18 b
10020 Zagreb
Phone +385 1 3647 849
Fax +385 1 3636 662
wago@microstar.hr
- Czech Republic**
WAGO Elektro spol. sr. o.
Rozvodova 1116/36
143 00 Praha 12 - Modřany
Phone +420 261 090 143
info.cz@wago.com
wago-cz@wago.com
- Denmark**
WAGO Denmark A/S
Lejrvej 17
3500 Værløse
Phone +45 44 357 777
info.dk@wago.com
- Ecuador**
ECUAINSETEC CIA LTDA
Yugoslavia N34-110 y Azuay
Quito
Phone +593 2 24 50 475
Fax +593 2 22 51 242
g.castro@ecuainsetec.com.ec
- Egypt**
IBN Engineering / Distributor (Automation
Products)
Phone +2 02 3 721 43 50
Fax +2 02 3 722 17 09
nasrelwy@ibnengineering.com
- Estonia**
Eltarko OÜ
Treiali tee 2 door 6
Peetri küla
Rae vald
75312 Harjumaa
Phone +372 651 7731/32
Fax +372 651 7786
andres@eltarko.ee
- Finland**
WAGO Finland Oy
Äyritie 12 B
01510 Vantaa
Phone +358 9 7744 060
Fax +358 9 7744 0660
info.fi@wago.com
- France**
WAGO Contact SAS
Paris Nord 2
83 Rue des Chardonnerets
93290 - Tremblay en France
B.P. 95947 - ROISSY CDG CEDEX
Phone +33 1 4817 2590
Fax +33 1 4863 2520
info-fr@wago.com
- Germany**
WAGO Kontakttechnik GmbH & Co. KG
Hansastraße 27
32423 Minden
Phone +49 571 887-0
Fax +49 571 887-169
info@wago.com
- WAGO Kontakttechnik GmbH & Co. KG
Waldstraße 1
99706 Sondershausen
Phone +49 3632 659-0
Fax +49 3632 659-100
info@wago.com
- Great Britain**
WAGO Limited
Triton Park, Swift Valley Industrial Estate
RUGBY
Warwickshire, CV21 1SG
Phone +44 1788 568 008
Fax +44 1788 568 050
uksales@wago.com
- Greece**
PANAGIOTIS SP. DIMOULAS
DIMOULAS AUTOMATIONS
Kritis Str. 26
10439 Athens
Phone +30 210 883 3337
Fax +30 210 883 4436
wago.info@dimoulas.com.gr
- Honduras**
CILASAS S.A. de C.V.
Barrio Los Andes
7 Calle entre 14 y 15 Ave. N.O.
P.O. Box. 1061
San Pedro Sula
Phone +504 2557 1146/7
Fax +504 2557 1149
ventas@iecilasa.com
- Hong Kong**
National Concord Eng., Ltd.
Unit A-B, 5/F.
Southeast Industrial Building
611-619 Castle Peak Road
Tsuen Wan, N.T.
Phone +852 2429 2611
Fax +852 2429 2164
sales@nce.com.hk
- Hungary**
WAGO Hungária KFT
Ipari Park, Gyár u. 2
2040 Budapest
Phone +36 23 502-170
Fax +36 23 502-1
info.hu@wago.com
- Iceland**
Johan Rönning ehf / S.Gudjonsson
Smidjuvegur 3
200 Kopavogur
Phone +354 520-4500
Fax +354 520-4501
export@wago.com
- India**
WAGO Private Limited
C-27, Sector-58, Phase-III
Noida-201 301
Uttar Pradesh-201301
Phone +91 120 438 8700
Fax +91 120 438 8799
info.india@wago.com
- Indonesia**
Please contact WAGO Singapore
- Iraq**
Please contact WAGO Middle East
- Ireland**
Drives & Controls
Unit F4, Riverview Business Park
Nangor Road
Dublin 12
Phone +353 1 4604474
Fax +353 1 4604507
info@drivesandcontrols.ie
- Israel**
Comtel Israel Electronic Solutions Ltd.
Bet Hapaamon
20 Hataas Street
P.O. Box 66
44425 Kefar-Saba
Phone +972 9 76 77 240
Fax +972 9 76 77 243
sales@comtel.co.il
- Italy**
WAGO Elettronica SRL a Socio Unico
Via Parini 1
40033 Casalecchio di Reno (BO)
Phone +39 051 6132112
Fax +39 051 6132888
info-ita@wago.com
- Japan**
WAGO Co. of JAPAN Ltd.
Kinshicho Prime Tower
1-5-7, Kameido, Koto-ku
Tokyo 136-0071
Phone +81 3 5627 2050
Fax +81 3 5627 2055
info-jp@wago.com
- Jordan**
Oxgen for Engineering Systems Co. L.L.C
PO Box: 2154 Amman
11953 Jordan
Phone +962 79 9 860 869
Fax. +962 655 211 89
info@oxgn-grp.com
- Kazakhstan**
Axima LLP
232/2, Ryskulov avenue
050061 Almaty
Phone +7 727 356 52 91/92/93
Fax +7 727 327 14 92/93
trade1@axima.kz
or@axima.kz
- Technik-Tade LLC
Kabanbay Batyra Str. 11
office 305
070004 Ust-Kamenogorsk
Phone +7 7232 254064
Fax +7 7232 253251
info@technik.kz
- Korea**
WAGO Korea Co., Ltd.
Room A413~A416, A dong,
Indukwon IT Valley Building, Imiro 40,
Poil-dong,Uiwang-Si, Gyeonggi-do,
16006, South Korea
Phone +82 31 421 9500
Fax +82 31 360 2476
info.korea@wago.com
- Kosovo**
Please contact WAGO Bulgaria
- Latvia**
INSTABALT LATVIA SIA
Vestienas iela 6
Riga, LV-1035
Phone +371 6790 1188
Fax +371 6790 1180
info@instabalt.lv
- Lebanon**
Gemayel Trading & Contracting
Rue 55, Antonins Project-Bloc L
P.O. BOX 70-1096
Antelias, Lebanon
Phone +961 3 22 30 29
Fax +961 4 52 10 29
info@gtclb.com
- Lithuania**
INSTABALT LIT UAB
Savanorių 187
Vilnius, 2053
Phone +370 52 322 295
Fax +370 52 322 247
info@instabalt.lt
- Luxembourg**
Please contact WAGO Belgium
- Malaysia**
WAGO Automation Sdn. Bhd.
No 806, Block A4, Leisure Commerce
Square,
No 9, Jalan PJS 8/9, 46150 Petaling Jaya,
Selangor Darul Ehsan, Malaysia
Phone +60 3 7877 1776
Fax +60 3 7877 2776
info-my@wago.com

Maledivea

Please contact WAGO India

Mexico

WAGO S.A. de C.V.
Carretera estatal 431 Km. 2+200
Lote 99 Módulo 6
Parque Industrial Tecnológico Innovación Querétaro
El Marqués, Qro. 76246
Phone +52 442 221 5946
Fax +52 442 221 5063
info.mx@wago.com

Morocco

Automatisme & Connection Maroc
23, Rue Boured
2ème étage, appt4
Roche Noire
20300 Casablanca
Phone +212 522 24 21 72/73
Fax +212 522 24 21 75
info-fr@wago.com

Nepal

Please contact WAGO India

Netherlands

WAGO Nederland B.V.
Laan van de Ram 19
7234 BW APELDOORN
Phone +31 55 36 83 500
Fax +31 55 36 83 599
info-nl@wago.com

New Zealand

Please contact WAGO Australia

Engineering Computer Services Ltd
7-19 Ruffell Rd
Hamilton, 3200
New Zealand
Phone +64 (0) 7 849 2211
Fax +64 (0) 7 849 2220
sales@ecsnz.com

Nigeria

GIL Automations Ltd.
Daily Times Complex
2 Lateef Jakande Rd., Agidingbi
100271 Ikeja, Lagos State
Phone +234 17132672335
sales@gilautomation.com

Norway

WAGO Norge AS
Jerikoveien 20
1067 Oslo
Phone +47 22 30 94 50
Fax +47 22 30 94 51
info.no@wago.com

Oman

Please contact WAGO Middle East

Pakistan

FuziLogix Automation & Control
Suit No. 14, 5th Floor, Shan Arcade
New Garden Town, Lahore
Phone +92 42 594 1503 - 4
Fax +92 42 585 1431
info@fuzilogix.com

S.A. Hamid & Co.

7 Brandreth Road
Lahore, 54000
Phone +92 42 376 500 99
Fax +92 42 376 513 91
sales@sahamid.com

Paraguay

AESA
Av. Madame Lynch
c/Antolin Irala
2309 Asunción
Phone +59 521674524
info@aesa.com.py

Philippines

Please contact WAGO Singapore

Poland

WAGO ELWAG sp. z o. o.
ul. Piękna 58 a
50-506 Wrocław
Phone +48 71 3602970
Fax +48 71 3602999
wago.elwag@wago.com

Portugal

MORGADO & CA. LDA - SEDE
Estrada Exterior da
Circunvalação 3558/3560
Apartado 1057
4435 Rio Tinto
Phone +351 22 9770600
Fax +351 22 9770699
geral@morgadocl.pt

Quatar

GEBD - Gulf European Business
Development - Company W.L.L.)
PO Box: 20 000
Doha, Quatar
Phone +974 5591 5682
info@gebdc.com

Republic of Moldova

Smart Delight SRL
Bulgara Str. 9/6
2001 Chisinau
Phone +373 (373) 69 10 22 01
alexandres@starnet.md

Republic of North Macedonia

Please contact WAGO Bulgaria

Kompjunet Inzenering
Vladimir Komarov 1A-3/9
1000 Skopje
Phone +389 2 521 12 00

Romania

WAGO Kontakttechnik GmbH & Co. KG
Representative Office Romania
Sos. Pipera-Tunari nr. 1/1
building 1, 2nd floor
077190 Voluntari, Ilfov
Phone +40-(0)31 421 85 68
info-RO@wago.com

Russia

OOO WAGO Contact Rus
Iljinskaya strret 5, bldg. 2
127576 Moscow
Phone +7 495 223-4747
info.ru@wago.com
www.wago.ru

Saudi Arabia

Saudi Electronic Trading
P.O. Box 60712
Riyadh 11555
Phone +966 11 2063 377
Fax +966 11 4633 297
info@setra.com.sa

Serbia

Please contact WAGO Bulgaria

Mehatronik Sistem d.o.o.
Bul. Oslobodjenja 30
32000 Cacak
Phone +381 (0)32 310 088
Fax. +381 (0)32 371 571
Mobil +381 (0)64 877 22 02
office@mehatronik.com

Sigma Controls Engineering d.o.o.

Jovana Skerlica 22
18000 Nis
Mobil +381 (0)63 403 104
zeljko.savic@sce.rs

Singapore

WAGO Electronic Pte Ltd
138 Joo Seng Road #06-01
Singapore 368361
Phone +65 62866776
Fax +65 62842425
info-sing@wago.com

Slovakia

Proelektro spol. s r.o.
Na barine 22
841 03 Bratislava - Lamač
Phone +421 2 4569 2503
info@wago.sk

Slovenia

IC elektronika d.o.o.
Vodovodna cesta 100
1000 Ljubljana
Phone +386 1568 01 26
Fax +386 1568 91 07
info@ic-elect.si

Slovenia

Elektronabava d.o.o.
Cesta 24 junija 3
1231 Ljubljana
Phone +386 1 58 99 300
Fax +386 1 58 99 409
info@elektronabava.si

South Africa

Shorrock Automation CC
Nelmapius drive
5 Regency Drive, Route 21 Corp. Park
0051 Centurion
Phone +27 12 4500300
Fax +27 12 4500322
sales@shorrock.co.za

Spain

DICOMAT S.L.
Avda. de la Industria, 36
Apartado Correos, 1.178
28108-Alcobendas (Madrid)
Phone +34 91 662 1362
Fax +34 91 661 0089
info@dicomat-asetyc.com

Sri Lanka

Please contact WAGO India

Sweden

WAGO Sverige AB
Box 11127, 161 11 BROMMA
Besöksadress: Adolfsbergsv. 31
Phone +46 858410680
info.se@wago.com

Switzerland

WAGO CONTACT SA
Rte. de l'Industrie 19
Case Postale 168
1564 Domdidier
Phone +41/26 676 75 00
Fax +41/26 676 75 01
info.switzerland@wago.com

Syria

Please contact WAGO Middle East

Taiwan R.O.C.

WAGO Contact, Ltd.
5F, No.168, Jiankang Rd
Zhonghe City
Taipei County 23585, Taiwan
Phone +886 2 2225 0123
Fax +886 2 2225 1511
info.taiwan@wago.com

Thailand

WAGO Contact Ltd.
4th Floor, KS Building
213/6-8 Rachada-Phisek Road
Dingdaeng Bangkok 10400
Phone +66 2 6935611
Fax +66 2 6935612
info-th@wago.com

Tunisia

Please contact WAGO France

Turkey

WAGO Elektronik Sanayi ve Ticaret Ltd. Şti.
Yukarı Dudullu Mahallesi Bayraktar Bulvarı
Cad. Hattat Sok. No. 10
34775 Ümraniye - İstanbul
Phone +90 216 472 1133
Fax +90 216 472 9910
info.tr@wago.com

Ukraine

LLC RPE „Logicon“
Predslavinskaya street, 37, office 303
03150 Kiev
Phone +380 44 5228019
Fax +380 44 2611803
info@logicon.ua

Micropribor Ltd.

4, Krzhizhanovsky Str.
03142 Kiev
Phone +380 44 392 93 86
Fax +380 44 392 93 87
sales@micropribor.kiev.ua

United Arab Emirates (UAE)

WAGO Middle East (FZC)
SAIF Zone, Q4-282
P.O. Box 120665
Sharjah, UAE
Phone +971 6 5579920
Fax +971 6 5579921
info.uae@wago.com

Uruguay

Fivisa Electricidad
Avda. Uruguay 1274
11100 Montevideo
Phone +59 829 020 808
Fax +59 829 021 230
info@fivisa.com.uy

USA

WAGO CORPORATION
N120 W19129 Freistadt Road
Germantown, WI 53022
Phone +1 262 255 6222
Fax +1 262 255 3232
Toll-Free: 1-800 DIN Rail (346-7245)
info.us@wago.com

Venezuela

PETROBORNAS, C.A.
C.C. PLAZA AEROPUERTO - PISO 1 - LO-
CAL P1-B-03
(8015) UNARE - PUERTO ORDAZ -
ESTADO BOLÍVAR
REPÚBLICA BOLIVARIANA DE
VENEZUELA
Phone +58 286 951 3382
Fax +58 286 951 3382
info@petrobornas.com

Vietnam

Please contact WAGO Germany (Minden)

Version: 10/2020

Current addresses at www.wago.com

WAGO Kontakttechnik GmbH & Co. KG
Postfach 2880 · D · 32385 Minden
Hansastraße 27 · D · 32423 Minden
info@wago.com
www.wago.com

Headquarters	+49 571 887 - 0
Sales	+49 571 887 - 44222
Order Service	+49 571 887 - 44333
Fax	+49 571 887 - 844169

WAGO is a registered trademark of WAGO Verwaltungsgesellschaft mbH.

"Copyright – WAGO Kontakttechnik GmbH & Co. KG – All rights reserved. The content and structure of the WAGO websites, catalogs, videos and other WAGO media are subject to copyright. Distribution or modification to the contents of these pages and videos is prohibited. Furthermore, the content may neither be copied nor made available to third parties for commercial purposes. Also subject to copyright are the images and videos that were made available to WAGO Kontakttechnik GmbH & Co. KG by third parties."